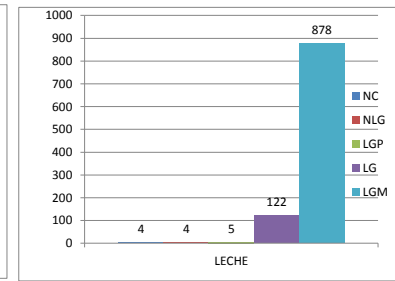
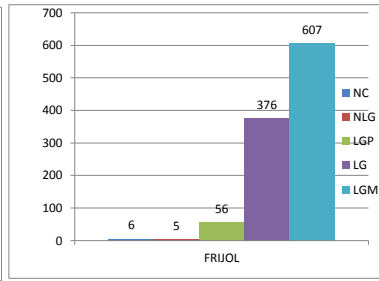
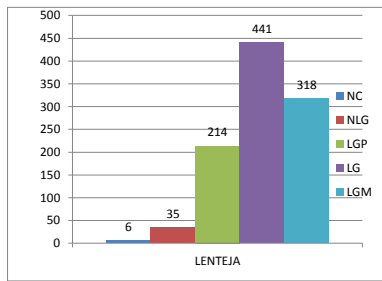
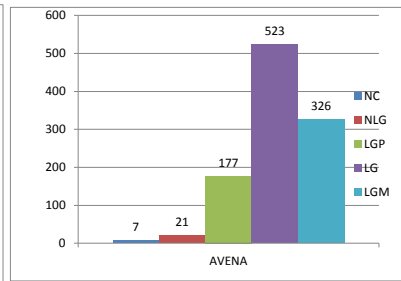
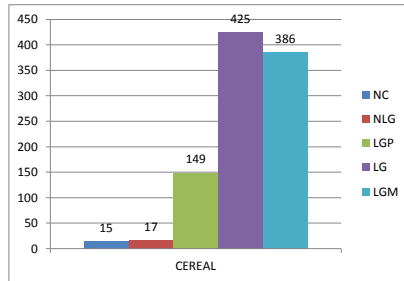


Encuestas de aceptación de la dotación del Programa Nutrición Extraescolar 2016

REGIONES	PRODUCTO	TOTAL DE ENCUESTAS APLICADAS	CEREAL					AVENA					LENTEJA					FRIJOL					LECHE				
			NC	NLG	LGP	LG	LGM	NC	NLG	LGP	LG	LGM	NC	NLG	LGP	LG	LGM	NC	NLG	LGP	LG	LGM	NC	NLG	LGP	LG	LGM
REGION 01		67	0	0	13	36	18	0	3	11	36	16	0	2	8	28	26	0	0	2	20	44	0	0	1	8	58
REGION 02		59	0	0	11	31	21	0	4	8	31	24	0	2	16	37	11	0	0	5	24	37	0	0	0	4	55
REGION 03		116	1	3	12	52	48	1	2	17	64	31	1	5	20	33	31	2	0	1	33	70	1	1	0	18	89
REGION 04		61	1	0	3	33	28	1	1	13	31	33	0	1	13	31	33	0	0	4	36	37	0	0	0	6	57
REGION 05		86	1	3	19	35	31	0	2	23	40	30	0	2	32	38	22	0	1	15	29	44	0	0	0	10	76
REGION 06		95	3	0	11	34	43	1	0	10	56	35	1	1	26	46	28	1	0	5	42	53	1	0	0	8	85
REGION 07		82	2	3	6	39	31	0	3	15	44	20	1	2	7	44	24	0	2	2	33	42	0	1	0	18	62
REGION 08		128	2	0	10	12	14	0	0	13	27	30	0	6	14	27	25	0	0	1	15	65	0	0	1	12	58
REGION 09		48	1	0	2	16	17	1	2	9	18	9	1	0	8	22	7	1	1	1	17	19	1	0	0	3	34
REGION 10		90	1	1	23	40	23	1	0	10	50	16	1	5	15	34	20	0	1	7	34	45	0	0	2	14	72
REGION 11		104	2	3	14	42	41	2	0	12	56	34	1	0	21	44	33	1	0	5	36	62	1	0	0	4	98
REGION 12		151	1	4	25	55	71	0	4	36	70	48	0	9	34	57	58	1	0	8	57	89	0	2	1	17	134
		<b>1087</b>	<b>15</b>	<b>17</b>	<b>149</b>	<b>425</b>	<b>386</b>	<b>7</b>	<b>21</b>	<b>177</b>	<b>523</b>	<b>326</b>	<b>6</b>	<b>35</b>	<b>214</b>	<b>441</b>	<b>318</b>	<b>6</b>	<b>5</b>	<b>56</b>	<b>376</b>	<b>607</b>	<b>4</b>	<b>4</b>	<b>5</b>	<b>122</b>	<b>878</b>



CÁLOGO	SIGLA
No contestó	NC
No le gustó	NLG
Le gustó poco	LGP
Le gustó poco	LG
Le gustó mucho	LGM