

**INSTITUTO JALISCIENSE DE LA CALIDAD**

Domicilio: López Cofilla 1505 piso 3, Col. Americana C.P. 44160  
R.F.C. IJC 971018 ME8 / Reg. Patronal R13 37718 38 0

NOMINA DEL 01 AL 15 DE ENERO DE 2010

No. Folio	Nombre del Trabajador	Salario Diario	Días trab.	Percepción bruta	Otras Percepciones				Otras		Total Prestac.	Otras			Pensiones	Deducc. Otras	Total Retenciones	Percepción Neta		
					Diapensas	Indemnización	Transporte	Quilquineno	C.A.S.	IMSS		ISPT								
35	Villarruel Cruz Francisco	1,988.47	15	29,077.00	1,124.00	0.00	0.00	788.50	0.00	0.00	1,912.50	0.00	0.00	72.34	7,224.80	1,509.24	5,973.00	14,869.38	16,120.13	14,936.13
27	Aceves Ascencio Susana	425.20	15	6,378.00	541.50	0.00	0.00	321.00	0.00	0.00	862.50	0.00	0.00	21.62	876.35	350.79	3,040.75	4,289.51	2,950.99	2,409.49
34	Romero González Miryam	425.20	15	6,378.00	541.50	0.00	0.00	321.00	0.00	0.00	862.50	0.00	0.00	21.62	876.35	350.79	0.00	1,248.76	5,991.74	5,450.24
31	Castillo Ávila Beatriz Adriana	797.60	15	11,964.00	739.50	0.00	0.00	473.00	0.00	0.00	1,212.50	0.00	0.00	48.73	2,146.31	658.02	3,987.00	6,940.06	6,386.44	5,596.94
26	Castillo Mora Patricia Uliana	797.60	15	11,964.00	739.50	0.00	0.00	473.00	0.00	0.00	1,212.50	0.00	0.00	48.73	2,146.31	658.02	3,377.31	6,230.37	6,946.13	6,206.68
22	Contreras Orozco Claudia	346.20	15	5,193.00	509.50	0.00	0.00	304.50	0.00	0.00	814.00	0.00	0.00	15.97	619.71	285.62	0.00	921.30	5,085.71	4,576.21
5	Coronado González Verónica	425.20	15	6,378.00	541.50	0.00	0.00	321.00	55.84	0.00	918.34	0.00	0.00	21.84	888.28	350.79	2,126.00	3,386.91	3,909.43	3,867.98
19	De la Cruz Rivas Fabián	425.20	15	6,378.00	541.50	0.00	0.00	321.00	55.84	0.00	918.34	0.00	0.00	21.62	888.28	350.79	0.00	1,260.69	6,035.65	5,494.15
7	Díaz Arellano Celia	425.20	15	6,378.00	541.50	0.00	0.00	321.00	55.84	0.00	918.34	0.00	0.00	21.84	888.28	350.79	2,479.00	3,739.91	3,556.48	3,014.93
21	Estrada Serrano Rosa Marcela	346.20	15	5,193.00	509.50	0.00	0.00	304.50	0.00	0.00	814.00	0.00	0.00	15.97	619.71	285.62	1,781.00	2,852.30	3,354.71	2,845.21
30	Garay Rodríguez Verónica	425.20	15	6,378.00	541.50	0.00	0.00	321.00	0.00	0.00	862.50	0.00	0.00	21.62	876.35	350.79	1,417.00	2,665.76	4,574.74	4,038.24
24	Quintero Camacho David	265.27	15	3,979.00	395.50	0.00	0.00	267.50	0.00	0.00	663.00	0.00	0.00	9.78	384.61	218.85	1,105.00	1,718.24	2,923.77	2,528.27
23	Soto Verónica Eduardo	425.20	15	6,378.00	541.50	0.00	0.00	321.00	0.00	0.00	862.50	0.00	0.00	21.62	876.35	350.79	2,125.00	3,573.76	3,886.74	3,325.24
18	Vargas Ponce Salvador	797.60	15	11,964.00	739.50	0.00	0.00	473.00	55.84	0.00	1,268.34	0.00	0.00	48.73	2,159.44	658.02	1,524.00	4,390.19	8,842.15	8,102.65
25	Zaragoza Nava Ricardo	425.20	15	6,378.00	541.50	0.00	0.00	321.00	0.00	0.00	862.50	0.00	0.00	21.62	876.35	350.79	0.00	1,248.76	5,991.74	5,450.24
<b>Totales</b>				<b>130,358.00</b>	<b>9,089.00</b>	<b>0.00</b>	<b>0.00</b>	<b>5,652.00</b>	<b>223.38</b>	<b>0.00</b>	<b>14,864.38</b>	<b>0.00</b>	<b>0.00</b>	<b>433.88</b>	<b>22,347.45</b>	<b>7,168.98</b>	<b>28,885.06</b>	<b>68,838.88</b>	<b>86,486.46</b>	<b>77,397.48</b>
																<b>36,054.75</b>	<b>9,089.00</b>			

Elaboró:

L.C.P. Celia Díaz Arellano  
Contadora General

Revisó:

L.C.P. Beatriz Adriana Castillo Ilo Ávila  
Director Administrativo

Autorizó:

Ing. Francisco Villarruel Cruz  
Director General

**INSTITUTO JALISCIENSE DE LA CALIDAD**

Domicilio: López Colilla 1505 piso 3, Col. Americana C.P. 44100  
R.F.C. IJC 971018 MEB / Reg. Patronal R13 37718 58 0

NOMINA DEL 16 AL 31 DE ENERO DE 2010

Nº. FOLIO	Nombre del Trabajador	Salario Diario	Días trabajados	Percepción Bruta	Otras deducciones	Transporte	Otros	Total Percepc.	Otras	C.A.S.	IMSS	SEPT	Prerrogativas	Devoluc. Otras	Total Retenciones	Percepción Neta				
25	Vilarruel Cruz Francisco	3,938.07	15	59,077.00	1,124.00	0.00	0.00	788.50	0.00	0.00	1,912.50	0.00	0.00	72.34	7,224.80	1,599.24	5,673.00	14,869.36	16,120.13	14,995.13
27	Anvarez Asencio Susana	425.20	15	6,378.00	541.50	0.00	0.00	321.00	0.00	0.00	862.50	0.00	0.00	21.62	876.85	350.79	3,040.75	4,289.51	2,980.99	2,409.49
24	Romero González Miryam	425.20	15	6,378.00	541.50	0.00	0.00	321.00	0.00	0.00	862.50	0.00	0.00	21.62	876.85	350.79	0.00	1,248.76	5,091.74	5,452.74
21	Castillo Ávila Beatriz Adriana	797.60	15	11,964.00	739.50	0.00	0.00	473.00	0.00	0.00	1,242.50	0.00	0.00	48.73	2,146.31	658.02	3,087.50	6,840.06	6,336.44	5,595.94
22	Contreras Orozco Claudia	346.20	15	5,193.00	509.50	0.00	0.00	304.50	0.00	0.00	814.00	0.00	0.00	15.97	815.71	285.67	0.00	921.30	5,085.71	4,578.21
3	Coronado González Verónica	425.20	15	6,378.00	541.50	0.00	0.00	321.00	55.84	0.00	918.34	0.00	0.00	21.84	888.28	350.79	2,125.00	3,336.01	3,909.43	3,367.93
19	De la Cruz Rivas Fabián	425.20	15	6,378.00	541.50	0.00	0.00	321.00	55.84	0.00	918.34	0.00	0.00	21.62	886.28	350.79	0.00	1,260.60	6,025.65	5,494.15
7	Díaz Arriola Eula	425.20	15	6,378.00	541.50	0.00	0.00	321.00	55.84	0.00	918.34	0.00	0.00	21.84	888.28	350.79	2,479.00	3,739.91	3,536.43	3,014.99
21	Estrada Serrano Rosa Marcela	346.20	15	5,193.00	509.50	0.00	0.00	304.50	0.00	0.00	814.00	0.00	0.00	15.97	819.71	285.67	1,731.00	2,652.30	3,354.71	2,845.21
30	García Rodríguez Verónica	425.20	15	6,378.00	541.50	0.00	0.00	321.00	0.00	0.00	862.50	0.00	0.00	21.62	876.85	350.79	1,447.00	2,645.76	4,574.74	4,039.24
24	Quintero Camacho David	285.77	15	3,979.00	395.50	0.00	0.00	257.50	0.00	0.00	663.00	0.00	0.00	9.78	354.51	218.85	1,105.00	1,718.24	2,923.77	2,528.27
23	Soto Verónica Edwardo	425.20	15	6,378.00	541.50	0.00	0.00	321.00	0.00	0.00	862.50	0.00	0.00	21.62	876.85	350.79	2,125.00	3,573.76	3,866.74	3,325.24
18	Vargas Ponce Salvador	797.60	15	11,964.00	739.50	0.00	0.00	473.00	55.84	0.00	1,268.34	0.00	0.00	48.73	2,159.44	658.02	1,524.00	4,390.19	8,942.85	8,102.85
25	Zaragoza Irujo Patricia	475.20	15	6,378.00	541.50	0.00	0.00	321.00	0.00	0.00	862.50	0.00	0.00	21.62	876.85	350.79	0.00	1,248.76	5,991.24	5,450.24
<b>Totales</b>				<b>118,204.00</b>	<b>8,249.80</b>	<b>0.00</b>	<b>0.00</b>	<b>4,479.00</b>	<b>223.38</b>	<b>0.00</b>	<b>13,751.88</b>	<b>0.00</b>	<b>0.00</b>	<b>384.92</b>	<b>20,201.17</b>	<b>6,311.67</b>	<b>75,207.76</b>	<b>52,603.81</b>	<b>70,540.21</b>	<b>71,190.86</b>

32,019.42 8,349.50

Elaboró:

L.C.P. Claudia Arellano  
Contadora General

Revisó:

L.C.P. Beatriz Adriana Castillo Avila  
Director Administrativo

Aprobó:


Ing. Francisco Vilarruel Cruz  
Director General

**INSTITUTO JALISCIENSE DE LA CALIDAD**

Domicilio: López Cotilla 1506 piso 3, Col. Americana C.P. 44160  
R.F.C. IJC 971018 ME8 / Reg. Patronal R13 87718 38 0

NOMINA DEL 01 AL 15 DE FEBRERO DE 2010

No. Folio	Nombre del Trabajador	Salario Diario	Clas. ret.	Percipendios Bruta	Otras percepciones		Otros		Total Prestos	Otras	C.A.S.	D.G.S.	S.P.T.	Pensiones	Otras	Total Retenciones	Percepción Neta				
					Despesa		Transporte	Quilómetros													
33	Villarruel Cruz Francisco	1,938.47	15	29,077.00	1,124.00	0.00	0.00	788.50	0.00	0.00	2,912.50	0.00	0.00	72.34	7,224.80	1,599.24	5,973.00	14,869.30	16,120.13	14,596.13	
27	Arceles Acevedo Susana	425.20	15	6,378.00	541.50	0.00	0.00	321.00	0.00	0.00	862.50	0.00	0.00	21.62	876.35	350.79	2,040.75	4,285.51	2,950.29	2,409.49	
34	Romero González Milyan	425.20	15	6,378.00	541.50	0.00	0.00	321.00	0.00	0.00	862.50	0.00	0.00	21.62	876.35	350.79	0.00	1,248.76	5,991.74	5,450.24	
21	Castillo Ávila Beatriz Adriana	797.60	15	11,964.00	739.50	0.00	0.00	473.00	0.00	0.00	1,212.50	0.00	0.00	42.73	2,146.31	658.02	3,987.00	6,940.06	6,588.44	5,596.94	
22	Contreras Orozco Claudia	346.20	15	5,193.00	509.50	0.00	0.00	304.50	0.00	0.00	814.00	0.00	0.00	15.97	619.71	285.62	0.00	921.30	5,085.71	4,576.21	
3	Coronado González Verónica	425.20	15	6,378.00	541.50	0.00	0.00	321.00	55.84	0.00	918.34	0.00	0.00	21.84	888.28	350.79	2,126.00	3,386.91	3,309.43	3,267.93	
19	De la Cruz Rivas Patricia	425.20	15	6,378.00	541.50	0.00	0.00	321.00	55.84	0.00	918.34	0.00	0.00	21.62	888.28	350.79	0.00	1,260.69	6,035.65	5,494.15	
7	Díaz Arellano Celia	425.20	15	6,378.00	541.50	0.00	0.00	321.00	55.84	0.00	918.34	0.00	0.00	21.84	888.28	350.79	2,135.00	3,386.91	3,410.63	3,368.93	
21	Estrada Serrano Rosa Marcela	346.20	15	5,193.00	509.50	0.00	0.00	304.50	0.00	0.00	814.00	0.00	0.00	15.97	619.71	285.62	1,791.00	2,852.50	3,354.71	2,845.71	
30	Garza Rodríguez Verónica	425.20	15	6,378.00	541.50	0.00	0.00	321.00	0.00	0.00	862.50	0.00	0.00	21.62	876.35	350.79	1,417.00	2,655.76	4,574.74	4,033.24	
24	Quintero Cosmecho David	285.27	15	3,978.00	395.50	0.00	0.00	267.50	0.00	0.00	569.00	0.00	0.00	5.78	384.61	218.85	1,105.00	1,718.24	2,923.77	2,528.27	
23	Soto Verónica Eduardo	425.20	15	6,378.00	541.50	0.00	0.00	321.00	0.00	0.00	862.50	0.00	0.00	21.62	876.35	350.79	2,125.00	3,372.76	3,866.74	3,325.24	
18	Vargas Ponce Salvador	797.60	15	11,964.00	739.50	0.00	0.00	473.00	55.84	0.00	1,268.34	0.00	0.00	42.73	2,158.44	658.02	1,524.00	4,890.39	6,842.15	6,102.65	
25	Zaragoza Nava Ricardo	425.20	15	6,378.00	541.50	0.00	0.00	321.00	0.00	0.00	862.50	0.00	0.00	21.62	876.35	350.79	0.00	1,248.76	5,991.74	5,450.24	
				<b>18,394.00</b>	<b>6,349.50</b>	<b>0.00</b>	<b>0.00</b>	<b>5,179.00</b>	<b>221.86</b>	<b>0.00</b>	<b>13,791.84</b>	<b>0.00</b>	<b>0.00</b>	<b>364.32</b>	<b>20,204.17</b>	<b>6,211.87</b>	<b>10,153.75</b>	<b>52,951.31</b>	<b>79,884.36</b>	<b>78,244.85</b>	<b>6,345.50</b>

Elaboró:  
  
L.C.P. Celia Díaz Arellano  
Contadora General

Revisó:  
  
L.C.P. Beatriz Adriana Castillo Ávila  
Director Administrativo

Autorizó:  
  
Ing. Francisco Villarruel Cruz  
Director General

# INSTITUTO JALISCIENSE DE LA CALIDAD

Domicilio: López Cotila 1505 piso 3, Col. Americana C.P. 44160  
R.F.C. IJC 971018 M58 / Reg. Patronal R13 3771638 0

NOMINA DEL 16 AL 28 DE FEBRERO DE 2010

No. Folio	Nombre del trabajador	Salario Diario	Días Trab.	Percepciones Brutas	Otras percepciones			Otras Deduciones		Total Prestar	Total	Deducciones			Total	Percepciones Netas					
					Depositos	Transporte	Quincenario	IS-PT a favor				O.A.S.	RHS	IS-PT	Polizas	Otras	Retenciones				
33	Villamil Cruz Francisco	1,938.47	15	29,077.00	1,174.00	0.00	0.00	788.50	0.00	0.00	1,942.50	0.00	0.00	72.81	7,124.90	1,599.24	5,973.00	14,669.88	16,170.13	14,986.13	
77	Aceves Ascencio Susana	425.20	15	6,378.00	541.50	0.00	0.00	321.00	0.00	278.92	1,195.82	0.00	0.00	21.62	875.35	350.79	3,040.73	4,289.51	3,224.31	2,682.81	
24	Roberto González Miryam	425.20	15	6,378.00	541.50	0.00	0.00	321.00	0.00	0.00	857.50	0.00	0.00	21.62	870.35	350.79	0.00	1,248.78	5,061.76	5,450.24	
21	Castillo Ávila Beatriz Adriana	797.60	15	11,964.00	785.50	0.00	0.00	475.00	0.00	0.00	1,212.50	0.00	0.00	43.73	2,148.31	658.02	3,991.00	6,240.06	6,336.44	5,596.94	
22	Contreras Orozco Claudia	346.20	15	5,193.00	509.50	0.00	0.00	304.50	0.00	156.31	973.31	0.00	0.00	15.97	619.72	285.62	0.00	921.30	5,745.02	4,735.52	
3	Coronado González Verónica	425.20	15	6,378.00	541.50	0.00	0.00	321.00	55.64	0.00	818.54	0.00	0.00	21.31	883.28	350.79	2,126.00	3,386.91	3,509.44	3,367.43	
19	De la Cruz Rivas Fabián	425.20	15	6,378.00	541.50	0.00	0.00	321.00	55.64	278.92	1,193.80	0.00	0.00	21.62	883.28	350.79	0.00	1,251.69	6,311.11	5,769.61	
7	Díaz Arceño Celia	425.20	15	6,378.00	541.50	0.00	0.00	321.00	55.64	328.95	1,256.69	0.00	0.00	21.64	883.28	350.79	2,126.00	3,386.91	4,249.70	3,707.26	
21	Estrella Serrano Rosa Mariana	346.20	15	5,193.00	509.50	0.00	0.00	304.50	0.00	156.35	973.30	0.00	0.00	15.97	619.71	285.62	1,731.00	2,622.30	5,514.07	3,004.57	
30	Garay Rodríguez Verónica	425.20	15	6,378.00	541.50	0.00	0.00	321.00	0.00	0.00	857.50	0.00	0.00	21.62	876.35	350.79	1,417.00	2,665.70	4,574.74	4,083.24	
24	Quintero Gamacho David	265.27	15	3,979.00	325.50	0.00	0.00	267.50	0.00	421.40	1,024.40	0.00	0.00	9.78	584.65	218.85	1,105.00	1,718.24	3,845.17	2,946.67	
28	Soto Verónica Eduardo	425.20	15	6,378.00	541.50	0.00	0.00	321.00	0.00	273.92	1,125.82	0.00	0.00	21.62	876.35	350.79	2,126.00	4,578.76	4,143.06	3,598.56	
19	Vargas Ponce Salvador	797.60	15	11,964.00	789.50	0.00	0.00	475.00	55.64	0.00	1,268.34	0.00	0.00	43.73	2,159.44	658.02	1,524.00	4,300.19	8,842.15	6,102.05	
25	Zaragoza Nava Ricardo	425.20	15	6,378.00	541.50	0.00	0.00	321.00	0.00	0.00	857.50	0.00	0.00	21.62	876.35	350.79	0.00	1,248.76	5,991.74	5,450.74	
<b>Totales</b>				<b>111,394.00</b>	<b>8,349.50</b>	<b>0.00</b>	<b>0.00</b>	<b>5,196.00</b>	<b>483.88</b>	<b>1,300.62</b>	<b>152,022.50</b>	<b>0.00</b>	<b>0.00</b>	<b>314.82</b>	<b>20,211.17</b>	<b>8,811.67</b>	<b>25,859.75</b>	<b>62,231.45</b>	<b>81,734.61</b>	<b>75,446.37</b>	<b>8,249.24</b>

Elaboró:  
  
L.C.P. Beatriz Adriana Arellano  
Contadora General

Revisó:  
  
L.C.P. Beatriz Adriana Castillo Ávila  
Director Administrativo

Autorizó:  
  
Ing. Francisco Vilhert  
Director General

**INSTITUTO JALISCIENSE DE LA CALIDAD**

Domicilio: López Cotilla 1505 piso 3, Col. Americana C.P. 44180  
R.F.C. UC 971018 ME6 / Reg. Patronal R13 37718 33 8

NOMINA DEL 01 AL 15 DE MARZO DE 2010

No. Folio	Nombre del Trabajador	Salario Diario	Días Trab.	Prestación Base	Otras percepciones	Transporte	Otros	Total Prestas	Otros	C.A.S.	RMS	ISF	Pagables	Descto Otros	Total Retenciones	Ingresos
38	Villarmel Cruz Francisco	1,918.47	15	28,077.00	1,124.00	0.00	0.00	788.50	0.00	0.00	72.84	7,224.82	1,599.24	5,978.00	14,869.38	16,210.32
27	Aceves Ascencio Susana	425.20	15	6,378.00	541.50	0.00	0.00	321.00	0.00	0.00	21.62	876.85	350.79	3,040.75	4,289.51	2,950.56
34	Bomero Gonzalez Miryam	425.20	15	6,378.00	541.50	0.00	0.00	321.00	0.00	0.00	21.62	876.85	350.79	0.00	1,248.76	5,981.74
31	Castillo Ávila Beatriz Adriana	797.60	15	11,964.00	736.50	0.00	0.00	473.00	0.00	0.00	48.73	1,146.31	658.02	3,987.00	6,840.06	6,336.64
22	Contreras Orozco Claudia	346.20	15	5,193.00	508.50	0.00	0.00	304.50	0.00	0.00	15.97	615.71	285.62	0.00	921.30	5,085.71
9	Coronado Gonzalez Verónica	425.20	15	6,378.00	541.50	0.00	0.00	321.00	55.84	0.00	21.84	888.28	350.79	2,126.00	3,385.91	3,909.43
19	De la Cruz Rivas Fabián	425.20	15	6,378.00	541.50	0.00	0.00	321.00	55.84	0.00	21.62	888.28	350.79	0.00	1,260.69	6,035.65
7	Díaz Arellano Celia	425.20	15	6,378.00	541.50	0.00	0.00	321.00	55.84	0.00	21.84	888.28	350.79	2,125.00	3,385.91	3,910.43
21	Estrada Serrano Rosa Marcela	346.20	15	5,193.00	508.50	0.00	0.00	304.50	0.00	0.00	15.97	615.71	285.62	1,731.00	2,652.50	3,354.71
30	Galvez Rodríguez Verónica	425.20	15	6,378.00	541.50	0.00	0.00	321.00	0.00	0.00	21.62	876.85	350.79	1,417.00	2,665.76	4,574.24
24	Quiñero Camacho David	265.27	15	3,979.00	395.50	0.00	0.00	287.50	0.00	0.00	9.78	304.51	218.83	1,105.00	1,713.24	2,923.77
23	Soto Verónica Eduardo	425.20	15	6,378.00	541.50	0.00	0.00	321.00	0.00	0.00	21.62	876.85	350.79	2,125.00	2,373.76	3,866.74
18	Vargas Ponce Salvador	797.60	15	11,964.00	736.50	0.00	0.00	473.00	55.84	0.00	48.73	1,158.44	658.02	1,524.00	4,890.19	8,842.15
25	Zaragoza Nava Ricardo	425.20	15	6,378.00	541.50	0.00	0.00	321.00	0.00	0.00	21.62	876.85	350.79	0.00	1,248.76	5,981.74
				118,204.00	8,346.50	0.00	0.00	5,178.00	223.56	0.00	384.82	20,201.17	6,511.67	25,163.78	32,451.54	71,544.83
															31,685.42	8,346.50

Elaboró:

L.C.P. Celia Díaz Arellano  
Contador General

Revisó:

L.C.P. Beatriz Adriana Castillo Ávila  
Director Administrativo

Autorizó:

Ing. Francisco Villarmel Cruz  
Director General

**INSTITUTO JALISCIENSE DE LA CALIDAD**

Domicilio: López Cobla 1505 piso 3, Col. Americana C.P. 44160  
R.F.C. IJC 971018 MBB / Reg. Patronal R13 37718 38 8

NOMINA DEL 16 AL 31 DE MARZO DE 2010

No. FOLIO	NOMBRE DEL TRABAJADOR	Salario Fijo	Días Trab.	Percepciones Básicas	Otras percepciones		Deducciones		Total Prestac.	Otras	C.P.S.	IMSS	ISPT	Pensiones	Deducc. Otras	1608 Retenciones	Percepción Neta			
					Diurnas	Nocturnas	Transporte	Quinquenio												
31	Villareal Cruz Francisco	1,538.47	15	29,077.00	1,124.00	0.00	0.00	788.50	0.00	0.00	1,912.50	0.00	0.00	73.34	7,224.80	1,599.24	5,973.00	14,869.38	16,120.33	14,956.13
27	Aceves Ascensio Susana	425.20	15	6,378.00	541.50	0.00	0.00	321.00	0.00	0.00	862.50	0.00	0.00	21.62	876.35	350.79	3,040.75	4,289.51	2,950.99	2,402.49
34	Bomero González Miryam	425.20	15	6,378.00	541.50	0.00	0.00	321.00	0.00	0.00	862.50	0.00	0.00	21.62	876.35	350.79	0.00	3,248.76	5,991.74	5,450.21
31	Castillo Ávila Beatriz Adriana	787.60	15	31,564.00	738.50	0.00	0.00	473.00	0.00	0.00	1,212.50	0.00	0.00	48.78	2,148.31	698.02	4,987.00	8,540.06	6,158.44	5,996.94
22	Contreras Orozco Claudia	346.20	15	5,193.00	509.50	0.00	0.00	304.50	0.00	0.00	814.00	0.00	0.00	35.97	810.71	285.62	0.00	421.30	5,085.71	4,576.21
3	Coronado González Verónica	425.20	15	6,378.00	541.50	0.00	0.00	321.00	55.84	0.00	918.34	0.00	0.00	21.62	888.28	350.79	2,128.00	3,386.01	3,909.48	3,367.68
19	De la Cruz River Fabián	425.20	15	6,378.00	541.50	0.00	0.00	321.00	55.84	0.00	918.34	0.00	0.00	21.62	888.28	350.79	0.00	1,260.66	6,035.66	5,494.16
7	Díaz Arellano Celia	425.20	15	6,378.00	541.50	0.00	0.00	321.00	55.84	0.00	918.34	0.00	0.00	21.62	888.28	350.79	2,128.00	3,428.63	3,867.21	3,376.21
21	Esquivel Serrano Rosa Marcela	346.20	15	5,193.00	509.50	0.00	0.00	304.50	0.00	0.00	814.00	0.00	0.00	35.97	810.71	285.62	1,731.00	2,652.30	3,854.71	3,845.21
30	Garay Rodríguez Verónica	425.20	15	6,378.00	541.50	0.00	0.00	321.00	0.00	0.00	862.50	0.00	0.00	21.62	876.35	350.79	1,417.00	2,569.76	4,574.74	4,038.24
24	Quintero Camacho David	265.27	15	3,979.00	399.50	0.00	0.00	267.50	0.00	0.00	662.00	0.00	0.00	9.78	384.61	218.89	1,105.00	1,718.24	2,928.77	2,528.27
23	Soto Verónica Eduardo	425.20	15	6,378.00	541.50	0.00	0.00	321.00	0.00	0.00	862.50	0.00	0.00	21.62	876.35	350.79	2,128.00	3,373.76	3,896.74	3,325.24
18	Valgas Ponce Salvador	787.60	15	11,864.00	738.50	0.00	0.00	473.00	55.84	0.00	1,268.34	0.00	0.00	48.78	2,159.44	698.02	1,524.00	4,320.10	8,842.16	8,102.66
25	Zaragoza Nava Ricardo	425.20	15	6,378.00	541.50	0.00	0.00	321.00	0.00	0.00	862.50	0.00	0.00	21.62	876.35	350.79	0.00	3,248.76	5,991.74	5,450.21
<b>TOTALES</b>				<b>113,394.00</b>	<b>8,340.80</b>	<b>0.00</b>	<b>0.00</b>	<b>6,376.00</b>	<b>0.00</b>	<b>0.00</b>	<b>15,753.88</b>	<b>0.00</b>	<b>0.00</b>	<b>384.22</b>	<b>20,243.88</b>	<b>6,414.60</b>	<b>25,343.75</b>	<b>62,294.23</b>	<b>79,121.62</b>	<b>71,808.13</b>
																				<b>8,349.50</b>

Elaboró:

L.C.P. Celia Díaz Arellano  
Contadora General

Revisó:

L.C.P. Beatriz Adriana Castillo Ávila  
Director Administrativo

Autorizó:

Ing. Francisco Villarreal Cruz  
Director General

**INSTITUTO JALISCIENSE DE LA CALIDAD**

Domicilio: López Cobilla 1505 piso 3, Col. Americana C.P. 44160  
R.F.C. IJC 871018 ME8 / Reg. Patronal R13-37718388

NOMINA DEL 01 AL 15 DE ABRIL DE 2010

No. Foto	Nombre del Trabajador	Salario Diario	Días Trab.	Percepciones Brutas	Otras percepciones				Otras		Total Pagar	Otras	C.P.S.	IMSS	AFI	Fonotrab	Deducciones Otras	Total Deducciones	Percepción Neta		
					Presup.			Transporte	Comodidad												
33	Villarreal Cruz Francisco	1,938.47	15	29,077.00	5,124.00	0.00	0.00	789.50	0.00	0.00	1,912.50	0.00	0.00	72.84	7,224.80	1,559.24	5,973.00	14,859.38	16,120.13	14,596.13	
27	Areyes Ascencio Susana	425.20	15	6,378.00	541.50	0.00	0.00	321.00	0.00	0.00	862.50	0.00	0.00	21.62	876.35	350.79	2,125.00	3,373.76	3,662.74	5,325.24	
34	Reinero González Miryam	425.20	15	6,378.00	541.50	0.00	0.00	321.00	0.00	0.00	862.50	0.00	0.00	21.62	876.35	350.79	4,776.00	6,014.76	1,215.74	674.23	
31	Castillo Avila Beatriz Adriana	797.60	15	11,964.00	739.50	0.00	0.00	473.00	0.00	0.00	1,212.50	0.00	0.00	48.73	2,145.31	858.02	8,987.00	6,840.06	6,336.44	5,596.64	
22	Contreras Orozco Claudia	346.20	15	5,193.00	509.50	0.00	0.00	304.50	0.00	0.00	814.00	0.00	0.00	15.97	619.71	285.62	0.00	811.30	5,085.71	4,576.21	
5	Coronato González Verónica	425.20	15	6,378.00	541.50	0.00	0.00	321.00	55.84	0.00	818.34	0.00	0.00	21.64	888.28	350.79	2,126.00	3,286.91	3,001.45	3,367.93	
19	De la Cruz Rivas Felbán	425.20	15	6,378.00	541.50	0.00	0.00	321.00	55.84	0.00	818.34	0.00	0.00	21.62	888.28	350.79	0.00	1,260.60	6,035.65	5,494.15	
7	Díaz Arellano Celia	425.20	15	6,378.00	541.50	0.00	0.00	321.00	55.84	0.00	818.34	0.00	0.00	21.64	888.28	350.79	2,125.00	3,335.91	3,910.43	3,368.93	
21	Edraña Serrano Rosa Marcela	346.20	15	5,193.00	509.50	0.00	0.00	304.50	0.00	0.00	814.00	0.00	0.00	15.97	619.71	285.62	1,781.00	1,652.30	3,834.73	3,245.21	
30	Galby Rodríguez Verónica	425.20	15	6,378.00	541.50	0.00	0.00	321.00	0.00	0.00	862.50	0.00	0.00	21.62	876.35	350.79	1,417.00	2,665.76	4,574.74	4,088.74	
24	Quintero Camacho David	265.27	15	3,979.00	393.50	0.00	0.00	267.50	0.00	0.00	863.00	0.00	0.00	9.78	884.61	218.85	1,109.00	1,718.34	2,923.77	2,528.27	
23	Soto Verónica Eduardo	425.20	15	6,378.00	541.50	0.00	0.00	321.00	0.00	0.00	862.50	0.00	0.00	21.62	876.35	350.79	2,125.00	3,373.76	3,866.74	3,325.24	
18	Vargas Pompa Salvador	797.60	15	11,964.00	739.50	0.00	0.00	473.00	55.84	0.00	1,268.34	0.00	0.00	48.73	2,159.44	638.02	1,524.00	4,380.19	8,847.15	8,102.65	
25	Zaragoza Naya Ricardo	425.20	15	6,378.00	541.50	0.00	0.00	321.00	0.00	0.00	862.50	0.00	0.00	21.62	876.35	350.79	0.00	1,248.76	5,901.74	5,450.24	
Totales				118,364.00	3,349.50	0.00	0.00	5,124.00	55.84	0.00	15,279.84	0.00	0.00	264.44	15,207.43	3,659.17	16,314.00	86,111.96	76,014.10	72,693.80	6,343.50

Elaboró:

L.C.P. Celia Díaz Arellano  
Contadora General

Revisó:

L.C.P. Beatriz Adriana Castillo Avila  
Director Administrativo

Autorizó:


Ing. Francisco Villarreal Cruz  
Director General

**INSTITUTO JALISCIENSE DE LA CALIDAD**


Domicilio: López Colilla 1505 piso 3, Col. Americana C.P. 44183  
R.F.C. UC 971018 MEB / Reg. Patronal R13 9771838 B

NOMINA DEL 16 AL 30 DE ABRIL DE 2010

No. Folio	Nombre del Trabajador	Salario Diario	Días háb.	Percepciones Base	Otras percepciones			Otros			Total Presta	Otras	C.A.S.	IMSS	ISPT	Pensiones	Deducc. Otras	Total Retenciones	Percepción Neta	
					Despensa	Transporte	Quilométrico													
88	Villarmel Cruz Francisco	3,888.47	15	29,077.00	1,124.00	0.00	0.00	788.50	0.00	0.00	1,912.50	0.00	0.00	75.85	7,224.80	1,590.24	5,078.00	14,872.89	16,110.02	14,902.62
27	Aceves Astencio Susana	488.70	15	6,505.56	541.50	0.00	0.00	321.00	0.00	0.00	862.50	0.00	0.00	21.67	903.60	357.81	2,125.00	3,406.08	3,959.96	3,418.48
94	Romero González Miryam	488.70	15	6,505.56	541.50	0.00	0.00	321.00	0.00	0.00	862.50	0.00	0.00	21.67	903.60	357.81	2,368.00	3,671.08	3,696.98	3,150.40
31	Castillo Ávila Beatriz Adriana	797.60	15	11,064.00	739.50	0.00	0.00	473.00	0.00	0.00	1,212.50	0.00	0.00	48.16	2,146.31	658.02	3,987.00	6,830.57	6,836.98	6,597.66
22	Contreras Orozco Claudia	356.58	15	5,348.79	509.50	0.00	0.00	304.50	0.00	0.00	614.00	0.00	0.00	16.15	632.99	294.18	0.00	965.32	5,199.47	4,888.97
3	Coronado González Verónica	488.70	15	6,505.56	541.50	0.00	0.00	321.00	55.84	0.00	918.34	0.00	0.00	21.88	915.53	357.81	2,125.00	3,421.25	4,002.67	3,482.17
19	De la Cruz Rivas Fabián	488.70	15	6,505.56	541.50	0.00	0.00	321.00	55.84	0.00	918.34	0.00	0.00	21.88	915.53	357.81	0.00	1,285.23	6,128.67	5,887.17
7	Díaz Arellano Celia	488.70	15	6,505.56	541.50	0.00	0.00	321.00	55.84	0.00	918.34	0.00	0.00	21.88	915.53	357.81	2,125.00	3,420.23	4,008.67	3,462.17
21	Estrada Servano Rosa Marcela	856.58	11	5,818.79	509.50	0.00	0.00	304.50	0.00	0.00	814.00	0.00	0.00	16.15	632.99	294.18	1,781.00	2,694.32	3,468.47	2,958.57
30	Garay Rodríguez Verónica	488.70	15	6,505.56	541.50	0.00	0.00	321.00	0.00	0.00	862.50	0.00	0.00	21.67	903.60	357.81	1,417.00	2,700.08	4,067.96	4,126.48
24	Quintero Cernachó David	278.53	15	4,177.95	415.50	0.00	0.00	287.50	0.00	0.00	739.00	0.00	0.00	19.32	422.79	225.79	1,195.00	1,767.50	3,333.05	2,697.55
28	Soto Verónica Eduardo	488.70	15	6,505.56	541.50	0.00	0.00	321.00	0.00	0.00	862.50	0.00	0.00	21.67	903.60	357.81	2,125.00	3,408.08	3,959.96	3,418.48
58	Vargas Ponce Salvador	797.60	15	11,064.00	739.50	0.00	0.00	473.00	55.84	0.00	1,288.34	0.00	0.00	48.41	2,159.44	658.02	1,574.00	4,369.87	6,842.47	8,102.97
25	Zamorano Nava Ricardo	488.70	15	6,505.56	541.50	0.00	0.00	321.00	0.00	0.00	862.50	0.00	0.00	21.67	906.60	357.81	0.00	1,285.08	6,044.98	5,513.48
<b>Totales</b>				<b>119,628.04</b>	<b>8,869.50</b>	<b>0.00</b>	<b>0.00</b>	<b>5,190.00</b>	<b>222.36</b>	<b>0.00</b>	<b>11,791.35</b>	<b>0.00</b>	<b>0.00</b>	<b>389.09</b>	<b>20,385.91</b>	<b>6,898.98</b>	<b>20,025.00</b>	<b>54,134.89</b>	<b>78,211.98</b>	<b>71,212.48</b>
																	<b>33,221.58</b>	<b>8,339.50</b>		

Elaboró:  
  
L.C.P. Celia Díaz Arellano  
Contadora General

Revisó:  
  
L.C.P. Beatriz Adriana Castillo Ávila  
Director Administrativo

Autorizó:  
  
Ing. Francisco Villarmel Cruz  
Director General



**INSTITUTO JALISCIENSE DE LA CALIDAD**

Camellier, López Colla 1505 piso 3, Col. Americana C.P. 44160  
R.F.C. IJC 971610 MCC / Reg. Federal R03 377 030 0

NUMERA DEL 16 AL 31 DE MAYO DE 2010

No. Folio	Concepto de Gasto	Cantidad	Unidad de Medida	Valor Unitario	Valor Total	Categorías de Gastos				Presupuesto	G.A.S.	O.T.	Prestaciones	Otros	Total	Saldo				
						Desarrollo	Operación	Mantenimiento	Transporte											
26	W. Jaramil, C. y Prandazzo	1,098.47	15	73.23	79,405.50	0.00	0.00	79,405.50	0.00	0.00	15,134.50	0.00	0.00	75.25	7,754.25	1,585.74	8,975.24	15,134.50	14,882.02	
27	Acevedo Ascencio Susana	401.70	15	26.78	10,745.50	0.00	0.00	10,745.50	0.00	0.00	482.50	0.00	0.00	21.67	903.00	357.33	3,073.30	4,353.23	8,023.78	3,721.72
28	Buena Vista González Miriam	424.30	15	28.28	11,995.50	0.00	0.00	11,995.50	0.00	0.00	482.50	0.00	0.00	21.67	903.00	357.33	2,368.00	3,673.30	3,555.93	3,155.45
29	Castillo de la Cruz Adriana	757.60	15	50.50	38,275.50	0.00	0.00	38,275.50	0.00	0.00	1,212.50	0.00	0.00	45.19	2,346.25	658.07	3,697.00	6,623.57	6,595.98	5,590.41
30	Castro Díaz Claudia	395.58	15	26.37	10,415.50	0.00	0.00	10,415.50	0.00	0.00	515.00	0.00	0.00	25.15	652.99	254.81	0.00	920.80	3,199.77	4,189.57
31	Castro Zúñiga Yvonne	474.25	15	31.61	14,955.50	0.00	0.00	14,955.50	0.00	0.00	600.00	0.00	0.00	21.07	615.83	367.25	2,176.30	3,023.23	4,073.27	3,162.17
32	De la Cruz Elias Rómulo	650	15	43.33	28,165.50	0.00	0.00	28,165.50	38.24	0.00	908.24	0.00	0.00	21.65	915.25	357.25	0.00	1,272.50	6,123.50	5,580.27
33	Díaz Arellano Dora	555	15	37.00	20,565.50	0.00	0.00	20,565.50	55.24	0.00	918.24	0.00	0.00	21.65	915.25	357.25	2,176.30	3,023.23	4,073.27	3,162.17
34	Enríquez Serrano Rosa Marcela	729	15	48.60	35,355.50	0.00	0.00	35,355.50	0.00	0.00	810.00	0.00	0.00	26.33	522.99	254.81	1,771.30	2,824.32	3,428.41	2,938.92
35	Enríquez Rodríguez Verónica	640	15	42.67	27,325.50	0.00	0.00	27,325.50	0.00	0.00	560.00	0.00	0.00	21.07	615.83	367.25	2,176.30	3,023.23	4,073.27	3,162.17
36	Enríquez Serrano Dora	429	15	28.28	12,105.50	0.00	0.00	12,105.50	0.00	0.00	775.00	0.00	0.00	26.33	402.25	229.25	1,330.00	2,061.50	2,828.03	2,490.53
37	Soto Vivero La Estrella	656	15	43.70	28,465.50	0.00	0.00	28,465.50	0.00	0.00	802.50	0.00	0.00	21.64	903.00	357.25	2,176.30	3,428.03	3,055.38	3,440.45
38	Enríquez Serrano Verónica	610	15	40.67	24,805.50	0.00	0.00	24,805.50	55.24	0.00	608.24	0.00	0.00	48.41	7,123.24	637.25	3,024.50	4,388.24	6,341.42	5,102.90
39	Enríquez Serrano Rosa Ju	431.70	15	28.78	12,425.50	0.00	0.00	12,425.50	0.00	0.00	610.00	0.00	0.00	21.62	604.00	317.25	0.00	1,321.25	4,084.25	5,415.48
					198,025.91	0.00	0.00	198,025.91	242.84	0.00	15,701.24	0.00	0.00	349.04	20,622.91	8,695.28	26,214.23	55,733.08	72,743.29	89,821.28

Financiero  
  
L. G. P. Castellanos Arellano  
Contador General

Revisado  
  
L. C. P. Beatriz Adriana Castillo Ávila  
Director Administrativa

Autorizado  
  
Ing. Francisco Villarreal Cruz  
Director General



**INSTITUTO JALISCIENSE DE LA CALIDAD**

Domicilio: López Cotilla 1505 piso 3, Col. Americana C.P. 44160  
R.F.C. UC971018M58 / Reg Patronal R13 37718 38 8

NOMINA DEL 01 AL 15 DE JUNIO DE 2010

No. Folio	Nombre del Trabajador	Salario Base	Días Trab.	Percepciones Brutas	Otras percepciones				Total Percepc.	Otras	C.A.S.	M.S.R.	I.P.T.	Pensiones	Otros	Total Retenciones	Participación Neto		
					Depensa	Transporte	Cuquiquero	Otros											
55	Villarreal Cruz Francisco	1,938.47	15	29,077.00	1,124.00	0.00	0.00	788.50	0.00	0.00	0.00	75.85	7,224.80	1,599.24	5,975.00	14,872.89	16,116.62	14,992.62	
27	Aceves Ascencio Susana	435.70	15	6,505.55	541.50	0.00	0.00	321.00	0.00	0.00	0.00	21.67	903.60	357.81	5,075.20	4,355.28	3,011.78	2,470.28	
34	Romero González Miryam	438.70	15	6,505.55	541.50	0.00	0.00	321.00	0.00	0.00	0.00	21.67	903.60	357.81	2,388.00	3,671.08	3,696.88	3,155.49	
81	Castillo Ávila Beatriz Adriana	797.60	15	11,964.00	789.50	0.00	0.00	478.00	0.00	0.00	0.00	43.19	2,146.81	658.02	5,087.00	6,839.52	6,335.98	3,557.48	
22	Contreras Orozco Claudia	356.58	15	5,348.73	509.50	0.00	0.00	304.50	0.00	0.00	0.00	16.15	652.99	294.18	0.00	963.37	5,199.47	4,686.97	
5	Coronado González Verónica	438.70	15	6,505.55	541.50	0.00	0.00	321.00	55.84	0.00	0.00	21.65	915.53	357.81	2,126.00	3,421.29	4,002.67	3,451.17	
19	De la Cruz Rivas Fabián	439.70	15	6,505.55	541.50	0.00	0.00	321.00	55.84	0.00	0.00	21.89	915.53	357.81	0.00	1,285.29	6,138.67	5,587.17	
7	Díaz Arellano Celis	439.70	15	6,505.55	541.50	0.00	0.00	321.00	55.84	0.00	0.00	21.89	915.53	357.81	2,125.00	3,420.29	4,003.67	3,462.17	
23	Entrada Semeno Rosa Marcela	356.58	15	5,348.73	509.50	0.00	0.00	304.50	0.00	0.00	0.00	16.15	652.99	294.18	1,731.00	2,694.32	3,008.47	2,923.97	
30	Sanzy Rodríguez Verdugo	435.70	15	6,505.55	541.50	0.00	0.00	321.00	0.00	0.00	0.00	21.67	903.60	357.81	1,720.00	3,058.08	4,314.95	3,773.46	
24	Quintero Camacho David	278.58	15	4,177.95	415.50	0.00	0.00	287.50	0.00	0.00	0.00	10.32	422.78	229.79	1,392.00	2,054.90	2,826.05	2,489.55	
25	Soto Verónica Eduardo	438.70	15	6,505.55	541.50	0.00	0.00	321.00	0.00	0.00	0.00	21.67	903.60	357.81	2,125.00	3,408.08	3,959.98	3,415.49	
18	Vargas Ponce Salvador	797.60	15	11,964.00	789.50	0.00	0.00	478.00	55.84	0.00	0.00	43.41	2,158.44	658.02	1,524.00	4,389.67	5,897.47	5,102.97	
25	Zaragoza Nava Ricardo	439.70	15	6,505.55	541.50	0.00	0.00	321.00	0.00	0.00	0.00	21.67	903.60	357.81	0.00	1,285.08	6,084.56	5,543.48	
				<b>919,823.85</b>	<b>3,389.80</b>	<b>0.00</b>	<b>0.00</b>	<b>3,198.90</b>	<b>223.38</b>	<b>0.00</b>	<b>0.00</b>	<b>0.00</b>	<b>3,811.08</b>	<b>20,693.61</b>	<b>3,899.28</b>	<b>28,214.20</b>	<b>44,923.88</b>	<b>77,993.78</b>	<b>68,624.29</b>
																<b>34,810.08</b>		<b>3,369.80</b>	

Elaboró:

L.C.P. Carlos Díaz Arellano  
Contador General

Revisó:

L.C.P. Beatriz Adriana Castillo Ávila  
Director Administrativo

Autorizó:

Ing. Francisco Villarreal Cruz  
Director General

**INSTITUTO JALISCIENSE DE LA CALIDAD**

Domicilio: López Colilla 1505 piso 3, Col. Americana C.P. 44160  
R.F.C. IJC 071018 ME8 / Reg. Patronal R13 37718 38 8

NOMINA DEL 16 AL 30 DE JUNIO DE 2010

No. Folio	Nombre del Trabajador	Salario Diario	Días Trab.	Recepción bruta	Otras percepciones				Total Prestar	Otras	C.A.S.	IMSS	ISPT	Prestaciones	Deducc. O.Gros.	Ipsal Paga a cargo	Percepciones Netas			
					Despensa	Transporte	Almuerzo	Otras												
28	Villanuel Cruz Francisco	1,438.47	15	29,077.20	1,374.00	0.00	0.00	798.50	0.00	0.00	1,912.50	0.00	0.00	75.35	2,224.85	1,589.24	5,973.00	14,872.89	15,136.62	14,992.02
27	Abeves Ascencio Susana	433.70	15	6,505.50	541.50	0.00	0.00	321.50	0.00	0.00	562.50	0.00	0.00	21.67	903.68	352.81	3,073.20	4,256.72	3,011.78	2,470.28
24	Ramirez Gonzalez Miryam	433.70	15	6,505.50	541.50	0.00	0.00	321.50	0.00	0.00	562.50	0.00	0.00	21.67	903.68	352.81	2,388.00	3,673.08	3,095.98	3,155.48
31	Corralle Avila Beatriz Adelfano	797.60	15	11,964.00	739.50	0.00	0.00	473.50	0.00	0.00	1,121.50	0.00	0.00	48.34	2,145.21	658.02	3,987.00	6,039.52	6,336.98	5,597.48
22	Contreras Orozco Gloria	556.58	15	8,348.70	509.50	0.00	0.00	301.50	0.00	0.00	814.00	0.00	0.00	16.15	652.99	294.18	0.00	952.32	5,189.47	4,689.87
8	Coronado Gonzalez Verónica	433.70	15	6,505.50	541.50	0.00	0.00	321.00	55.84	0.00	918.34	0.00	0.00	21.67	915.53	357.81	2,175.00	3,421.28	4,002.67	3,461.17
19	De la Cruz Rojas Fabian	433.70	15	6,505.50	541.50	0.00	0.00	321.00	55.84	0.00	918.34	0.00	0.00	21.67	915.53	357.81	0.00	3,205.24	4,128.67	3,582.17
7	Diaz Arellano Celia	433.70	15	6,505.50	541.50	0.00	0.00	321.00	55.84	0.00	918.34	0.00	0.00	21.67	915.53	357.81	2,175.00	3,420.23	4,003.67	3,462.17
21	Estrada Serrano Rosa Marcela	355.58	15	5,348.70	509.50	0.00	0.00	324.50	111.68	0.00	375.68	0.00	0.00	16.15	676.64	274.18	2,751.00	2,748.17	3,255.30	3,045.00
30	Garay Rodríguez Verónica	433.70	15	6,505.50	541.50	0.00	0.00	321.00	0.00	0.00	562.50	0.00	0.00	21.67	903.68	357.81	1,920.00	3,054.08	4,314.98	3,773.48
25	Quintero Campaña David	278.59	15	4,177.95	415.50	0.00	0.00	287.50	0.00	0.00	708.00	0.00	0.00	10.32	421.79	228.79	1,382.00	2,054.90	2,826.05	2,430.55
23	Soto Verónica Eduardo	433.70	15	6,505.50	541.50	0.00	0.00	321.00	0.00	0.00	562.50	0.00	0.00	21.67	903.68	357.81	2,125.00	3,008.08	3,959.98	3,418.48
10	Valderrama Rojas Susana	797.60	15	11,964.00	739.50	0.00	0.00	473.00	55.84	0.00	1,168.24	0.00	0.00	48.41	2,159.61	658.02	1,524.00	4,389.87	4,842.47	4,102.67
26	Zamora Nava Ricardo	433.70	15	6,505.50	541.50	0.00	0.00	321.00	0.00	0.00	562.50	0.00	0.00	21.67	903.68	357.81	0.00	1,281.08	4,584.89	5,548.48
				8,369.50	0.00	0.00	5,198.09	335.04	0.00	13,903.64	0.00	0.00	389.99	20,847.71	6,305.86	34,214.20	55,748.94	78,021.62	89,712.12	8,268.80

Elaboró:

L.C. Fabián Ruiz Arellano  
Contador General

Elé  
Dña Ávila

Autorizó:

Ing. Francisco Villanuel Cruz  
Director General

# INSTITUTO JALISCIENSE DE LA CALIDAD

Domicilio: López Cobila 1505 piso 3, Col. Americana C.P. 44160  
R.F.C. IJC 971016 MEB / Reg. Patronal R13.97716 38 8

NOMINA DEL 01 AL 15 DE JULIO DE 2010

No. Folio	Nombre del Trabajador	Salario Diario	Días Trab.	Percepción Bruta	Otras Percepciones			Otras		Total Prestar	Otras	C.A.S.	IMSS	ISP	Pensiones	Deducciones Otras	Total Retenciones	Percepción Neta		
					Despensas	Transporte	Quinquenio	Quinquenio	Quinquenio											
33	Villarruel Cruz Francisco	1,938.47	15	29,077.00	1,124.00	0.00	0.00	788.50	0.00	0.00	1,912.50	0.00	0.00	75.85	7,224.80	1,599.24	5,973.00	14,872.89	16,110.62	34,957.61
27	Aceves Agronía Susana	433.70	15	6,505.56	541.50	0.00	0.00	321.00	0.00	0.00	862.50	0.00	0.00	21.67	903.60	357.81	3,073.20	4,356.28	3,011.78	2,470.28
34	Barrera González Miryam	433.70	15	6,505.56	541.50	0.00	0.00	321.00	0.00	0.00	862.50	0.00	0.00	21.67	903.60	357.81	2,388.00	3,671.06	3,696.98	3,155.48
31	Castillo Ávila Beatriz Adriana	797.66	15	11,954.00	739.50	0.00	0.00	478.00	0.00	0.00	1,212.50	0.00	0.00	48.19	2,146.31	653.02	3,987.00	6,629.52	6,336.96	5,597.48
22	Contreras Orozco Claudia	358.58	15	5,348.79	509.50	0.00	0.00	304.50	55.84	0.00	869.84	0.00	0.00	16.15	664.92	294.18	0.00	575.25	5,243.38	4,733.88
8	Coronado González Verónica	433.70	15	6,505.56	541.50	0.00	0.00	321.00	55.84	0.00	918.34	0.00	0.00	21.89	915.53	357.81	2,126.00	3,421.23	4,002.67	3,451.17
19	De la Cruz Rivas Fabián	433.70	15	6,505.56	541.50	0.00	0.00	321.00	55.84	0.00	918.34	0.00	0.00	21.89	915.53	357.81	0.00	1,795.23	6,128.67	5,587.17
7	Díaz Arellano Celia	433.70	15	6,505.56	541.50	0.00	0.00	321.00	55.84	0.00	918.34	0.00	0.00	21.89	915.53	357.81	2,125.00	3,420.23	4,003.67	3,462.17
23	Estrada Serrano Rosa Marcela	358.58	15	5,348.79	509.50	0.00	0.00	304.50	55.84	0.00	869.84	0.00	0.00	16.15	664.92	294.18	1,781.00	2,756.25	3,452.38	2,957.88
20	Garay Rodríguez Verónica	433.70	15	6,505.56	541.50	0.00	0.00	321.00	0.00	0.00	862.50	0.00	0.00	21.67	903.60	357.81	1,770.00	3,053.08	4,814.98	3,773.48
24	Quintero Camacho David	278.53	15	4,177.95	415.50	0.00	0.00	287.50	0.00	0.00	703.00	0.00	0.00	10.32	422.78	229.79	1,392.00	2,054.90	2,826.05	2,410.55
23	Soto Verónica Eduardo	433.70	15	6,505.56	541.50	0.00	0.00	321.00	0.00	0.00	862.50	0.00	0.00	21.67	903.60	357.81	2,125.00	3,408.08	3,699.90	3,416.48
18	Vargas Ponce Salvador	797.66	15	11,954.00	739.50	0.00	0.00	478.00	55.84	0.00	1,288.34	0.00	0.00	48.41	2,159.44	658.02	1,524.00	4,386.87	8,842.47	8,100.97
15	Zaragoza Nava Ricardo	433.70	15	6,505.56	541.50	0.00	0.00	321.00	0.00	0.00	862.50	0.00	0.00	21.67	903.60	357.81	0.00	1,283.08	8,084.98	5,543.48
				<b>119,825.01</b>	<b>8,389.90</b>	<b>0.00</b>	<b>0.00</b>	<b>5,199.00</b>	<b>335.84</b>	<b>0.00</b>	<b>13,903.54</b>	<b>0.00</b>	<b>0.00</b>	<b>388.89</b>	<b>20,547.77</b>	<b>5,666.88</b>	<b>26,264.30</b>	<b>58,798.94</b>	<b>78,031.81</b>	<b>89,682.11</b>
																<b>34,660.08</b>	<b>8,389.90</b>			

Elaboró:

L.C.P. Celia Díaz Arellano  
Contadora General

Revisó:

L.C.P. Beatriz Adriana Castillo Ávila  
Director Administrativo

Autorizó:

Ing. Francisco Villarruel Cruz  
Director General

**INSTITUTO JALISCIENSE DE LA CALIDAD**

Domicilio: López Cotilla 1505 piso 3, Col. Americana C.P. 44160  
R.F.C. UC 971018 MEB / Reg. Patronal R13 37718 38 8

NOMINA DEL 16 AL 31 DE JULIO DE 2010

No. Folio	Nombres y Apellidos	No. Seguro Social	CURP	Salario Diario	Días Trab.	Incapacidad	Otras percepciones		Otras		Total	Otras	C.A.B.	IMSS	ISPT	Prestaciones	Deducciones	Total	Percepciones			
							Despensas	Otras	Transporte	Quinquenio												
33	Villareal Cruz Francisco	5480 64 0678 8	VICF641106573	1,938.47	15	29,077.00	1,124.00	0.00	0.00	783.50	0.00	0.00	1,812.50	0.00	0.00	73.83	7,224.80	1,599.24	5,873.03	16,877.89	15,116.62	14,962.62
27	Aceves Ascendo Susana	0498 78 1575 2	ABAS780823179	433.70	15	6,509.56	541.50	0.00	0.00	371.00	0.00	0.00	867.50	0.00	0.00	21.67	903.60	357.81	3,117.23	4,400.28	2,967.78	2,426.28
34	Romero González Milyam	0487 78 0746 2	ROGM780923511	433.70	15	6,509.56	541.50	0.00	0.00	371.00	0.00	0.00	867.50	0.00	0.00	21.67	903.60	357.81	3,250.00	4,533.08	2,034.93	2,239.48
31	Castillo Ávila Beatriz Adriana	7094 72 1515 0	CAAB720428027	787.60	15	11,964.00	789.50	0.00	0.00	473.00	0.00	0.00	1,212.50	0.00	0.00	48.19	2,146.31	658.07	3,887.00	6,839.57	6,316.58	5,597.48
22	Contreras Orozco Claudia	5697 72 0769 7	COOC 720927 0WS	356.58	15	5,348.70	509.50	0.00	0.00	304.50	55.84	0.00	869.84	0.00	0.00	10.15	664.07	294.16	0.00	975.23	5,248.88	4,733.88
3	Coronado González Verdónica	8197 74 0341 4	COGV 741223 8E4	498.70	15	6,509.56	541.50	0.00	0.00	321.00	55.84	0.00	918.34	0.00	0.00	21.89	915.53	357.81	2,126.00	3,421.23	4,003.67	3,451.17
19	De la Cruz Rivas Fabián	0400 77 4921 8	CUHF 770224 626	433.70	15	6,509.56	541.50	0.00	0.00	371.00	55.84	0.00	918.34	0.00	0.00	21.89	915.53	357.81	0.00	1,265.28	5,128.67	5,587.17
7	Díaz Arellano Celia	5691 74 2904 7	DIAC 740603 1S1	433.70	15	6,509.56	541.50	0.00	0.00	321.00	55.84	0.00	918.34	0.00	0.00	21.89	915.53	357.81	2,125.00	3,421.23	4,003.67	3,442.17
21	Estrada Serrano Rosa Mercedes	7596 78 2455 4	EASR 780810 8A5	356.58	15	5,348.70	509.50	0.00	0.00	304.50	55.84	0.00	869.84	0.00	0.00	10.15	664.07	294.16	1,781.00	2,755.23	3,462.38	2,952.88
30	Gérez Rodríguez Verónica	0496 80 2071 2	GARV800129491	433.70	15	6,509.56	541.50	0.00	0.00	321.00	0.00	0.00	867.50	0.00	0.00	21.67	903.60	357.81	1,770.00	3,953.08	4,314.98	3,773.48
35	Pérez Cervantes Ricardo Saúl	0602 78 2521 2	PECR780821	797.60	15	11,964.00	789.50	0.00	0.00	473.00	0.00	0.00	1,212.50	0.00	0.00	48.19	2,146.31	658.07	0.00	2,852.52	10,823.98	9,594.98
24	Quintero Camacho David	2897 78 0224 0	QUICD 780813 1F6	278.53	15	4,177.95	415.50	0.00	0.00	287.50	0.00	0.00	709.00	0.00	0.00	10.32	422.79	228.79	1,592.00	2,054.90	2,825.06	2,410.55
23	Soto Verrónica Eduardo	0482 88 2645 1	SOVE 880227 120	433.70	15	6,509.56	541.50	0.00	0.00	321.00	0.00	0.00	867.50	0.00	0.00	21.67	903.60	357.81	2,125.00	3,408.08	3,959.98	3,418.48
18	Vargas Ponce Salvador	5093 67 0132 7	VAPSG 671108 8N7	797.60	15	11,964.00	789.50	0.00	0.00	473.00	55.84	0.00	1,268.34	0.00	0.00	48.41	2,159.44	658.07	1,524.00	4,383.87	8,641.43	8,102.67
25	Zacharata Nave Ricardo	7597 77 4101 8	ZANR 771224 MCB	433.70	15	6,509.56	541.50	0.00	0.00	321.00	0.00	0.00	867.50	0.00	0.00	21.67	903.60	357.81	0.00	1,283.08	6,084.93	5,543.43
				127,289.01		1,106.50	10.00	0.00	0.00	8,672.50	115.04	0.00	45,116.34	0.00	0.00	437.28	22,884.00	7,253.30	36,170.24	62,843.91	78,343.99	78,343.99
																36,424.10					9,108.50	

Elaboró:  
  
L.C.P. Oscar Díaz Arellano  
Coordinador General

Revisó:  
  
L.C.P. Beatriz Adriana Castillo Ávila  
Director Administrativo

Autórizó:  
  
Ing. Francisco Villareal Cruz  
Director General

**INSTITUTO JALISCIENSE DE LA CALIDAD**

Domicilio: López Cotilla 1505 piso 3, Col. Americana, G.P. 44160  
R.F.C. LIC 071018ME8 / Reg. Patronal R13 37718 38 8

NOMINA DEL 01 AL 15 DE AGOSTO DE 2010

No. Empleado	Nombre del Trabajador	Salario Diario	Días Trab.	Percepciones Brutas	Percepciones Brutas	Otras percepciones	Transporte	Quincena	IMSS	Total Prestos	Otras	C.I.A.S.	IMSS	SEPT	Pensiones	Debito Otros	Total Retenciones	Percepción Neta		
33	Villanuel Cruz Francisco	1,938.47	15	29,077.00	1,324.00	0.00	0.00	788.90	0.00	0.00	1,912.50	0.00	0.00	75.85	7,224.80	1,599.24	5,979.00	14,872.89	15,136.63	14,982.62
27	Araver Ascencio Susana	433.70	15	6,505.56	541.50	0.00	0.00	371.00	0.00	0.00	862.50	0.00	0.00	21.67	908.60	357.81	3,161.70	4,444.28	2,923.78	2,382.28
34	Bonero González Miquel	433.70	15	6,505.56	541.50	0.00	0.00	371.00	0.00	0.00	862.50	0.00	0.00	21.67	908.60	357.81	3,250.00	4,589.06	2,634.08	2,238.48
31	Castillo Ávila Beatriz Adriana	797.60	15	11,964.00	739.50	0.00	0.00	478.00	0.00	0.00	1,212.50	0.00	0.00	48.19	2,146.31	658.02	3,987.00	6,839.52	6,386.98	5,537.48
22	Contreras Orozco Claudia	358.58	15	5,348.79	509.50	0.00	0.00	304.90	55.84	0.00	849.84	0.00	0.00	16.15	664.92	294.18	0.00	975.25	5,243.58	4,733.88
3	Coronado González Verónica	433.70	15	6,505.56	541.50	0.00	0.00	371.00	55.84	0.00	918.34	0.00	0.00	21.89	915.53	357.81	2,126.00	3,421.23	4,002.67	3,451.17
19	De la Cruz Rivas Fabián	433.70	15	6,505.56	541.50	0.00	0.00	371.00	55.84	0.00	918.34	0.00	0.00	21.89	915.53	357.81	0.00	1,295.25	6,128.67	5,587.17
7	Liz Arrellano Celia	433.70	15	6,505.56	541.50	0.00	0.00	371.00	55.84	0.00	918.34	0.00	0.00	21.89	915.53	357.81	2,125.00	3,420.23	4,002.67	3,452.17
25	Estrada Serrano Rosa Marcela	358.58	15	5,348.79	509.50	0.00	0.00	304.90	55.84	0.00	849.84	0.00	0.00	16.15	664.92	294.18	1,781.00	2,756.25	3,402.88	2,952.88
35	Perez Camacho Ricardo Spir	797.60	15	11,964.00	739.50	0.00	0.00	478.00	0.00	0.00	1,212.50	0.00	0.00	48.19	2,146.31	658.02	0.00	2,852.52	10,929.98	9,584.48
24	Quintero Camacho David	278.53	15	4,177.95	415.60	0.00	0.00	287.50	0.00	0.00	703.00	0.00	0.00	18.82	422.79	228.79	1,387.00	2,654.90	2,876.05	2,410.55
28	Soto Verónica Eduardo	433.70	15	6,505.56	541.50	0.00	0.00	371.00	0.00	0.00	862.50	0.00	0.00	21.67	908.60	357.81	2,125.00	3,408.06	3,958.98	3,418.48
18	Vargas Ponce Salvador	797.60	15	11,964.00	739.50	0.00	0.00	478.00	55.84	0.00	1,268.34	0.00	0.00	48.41	2,159.44	658.02	1,524.00	4,389.87	8,242.47	6,102.97
25	Zaregoza Nava Ricardo	433.70	15	6,505.56	541.50	0.00	0.00	371.00	0.00	0.00	862.50	0.00	0.00	21.67	908.60	357.81	0.00	1,288.98	6,084.68	5,543.48
				125,383.45	8,587.50	0.00	0.00	5,343.90	138.68	0.00	14,212.24	0.00	0.00	415.61	27,790.46	8,696.38	27,344.28	140,363.30	137,909.81	134,930.11
				14,348.79																8,667.80

Elaboró:   
L.C.P. Celia Liz Arrellano  
Contadora General

Revisó:   
L.C.P. Beatriz Adriana Castillo Ávila  
Director Administrativo

Autorizó:   
Ing. Francisco Villanuel Cruz  
Director General

**INSTITUTO JALISCIENSE DE LA CALIDAD**

Domicilio: López Calles 1505 piso 3, Col. Americana C.P. 44160  
R.F.C. IJC 971018 MEB / Reg. Patronal R19 37718 33 8

NOMINA DEL 16 AL 31 DE AGOSTO DE 2010

No. Folio	Nombre del Trabajador	Salario Base	Días Trab.	Percepción base	Otros percepciones				Total Prestar	Otras	C.A.F.	IMSS	IEPS	Pensiones	Otros	Total Retenciones	Percepción Neta				
					Despensa	Transporte	Colaborado	Otros													
89	Villarmuel Cruz Francisco	1,938.47	15	29,077.00	1,124.00	0.00	0.00	788.50	0.00	0.00	1,912.50	0.00	0.00	75.85	7,224.80	1,599.24	5,973.00	14,872.89	16,416.62	14,992.62	
27	Neves Asensio Susana	433.70	15	6,505.56	541.50	0.00	0.00	321.00	0.00	0.00	862.50	0.00	0.00	21.67	909.50	357.81	3,117.20	4,990.28	2,937.78	2,426.78	
34	Bonero Gonzalez Miryam	433.70	15	6,505.56	541.50	0.00	0.00	321.00	0.00	0.00	862.50	0.00	0.00	21.67	909.50	357.81	3,250.00	4,533.08	2,934.96	2,293.46	
91	Castillo Avila Beatriz Adriana	797.60	15	11,964.00	789.50	0.00	0.00	473.00	0.00	0.00	1,212.50	0.00	0.00	48.19	2,146.31	658.02	3,867.00	6,889.52	6,336.98	5,597.48	
22	Contreras Orozco Claudia	356.58	15	5,348.79	509.50	0.00	0.00	304.50	55.84	0.00	869.84	0.00	0.00	16.15	664.92	294.18	0.00	978.18	5,249.26	4,733.88	
3	Coronado Gonzalez Verónica	433.70	15	6,505.56	541.50	0.00	0.00	321.00	55.84	0.00	918.34	0.00	0.00	21.85	915.53	357.81	2,125.00	3,421.23	4,002.67	3,461.17	
19	De la Cruz Rivas Fabián	433.70	15	6,505.56	541.50	0.00	0.00	321.00	55.84	0.00	918.34	0.00	0.00	21.89	915.53	357.81	0.00	1,795.23	6,128.67	5,587.27	
7	Diaz Arellano Celia	433.70	15	6,505.56	541.50	0.00	0.00	321.00	55.84	0.00	918.34	0.00	0.00	21.89	915.53	357.81	2,125.00	3,420.23	4,003.67	3,462.27	
21	Estroza Serrano Rosa Marcela	356.58	15	5,348.79	509.50	0.00	0.00	304.50	55.84	0.00	869.84	0.00	0.00	16.15	664.92	294.18	1,781.00	2,756.25	3,462.30	2,932.88	
35	Perez Camara Ricardo Said	797.60	15	11,964.00	789.50	0.00	0.00	473.00	0.00	0.00	1,212.50	0.00	0.00	48.19	2,146.31	658.02	0.00	2,852.52	10,873.98	9,584.48	
24	Quintero Camecho David	278.53	15	4,177.95	415.50	0.00	0.00	287.50	0.00	0.00	703.00	0.00	0.00	10.22	422.78	229.79	1,392.00	2,064.90	2,626.05	2,410.55	
23	Soto Veronica Eduardo	433.70	15	6,505.56	541.50	0.00	0.00	321.00	0.00	0.00	862.50	0.00	0.00	21.67	946.32	357.81	2,125.00	3,450.80	3,917.26	3,875.76	
18	Vargas Ponce Salvador	797.60	15	11,964.00	789.50	0.00	0.00	473.00	55.84	0.00	1,268.34	0.00	0.00	48.41	2,159.61	658.02	1,524.00	4,989.87	8,842.47	8,102.97	
25	Zampora Nava Ricardo	433.70	15	6,505.56	541.50	0.00	0.00	321.00	0.00	0.00	862.50	0.00	0.00	21.67	909.50	357.81	0.00	1,283.08	6,089.98	5,543.48	
				125,203.45	8,987.40	0.00	0.00	8,605.50	55.84	0.00	1,223.24	0.00	0.00	415.71	21,831.26	8,306.89	97,600.39	34,286.29	11,661.88	74,894.39	8,567.60

Elaboró:

L.C.P. Genaro Diaz Arellano  
Contador General

Revisó:

L.C.P. Beatriz Adriana Castillo Ávila  
Director Administrativo

Autogizó:

Ing. Francisco Villarmuel Cruz  
Director General



**INSTITUTO JALISCIENSE DE LA CALIDAD**

Domicilio: López Cotilla 1505 piso 3, Col. Americana C.P. 44160  
R.F.C. LIC 971018 MES / Reg. Patronal R13 37718 98 8

NOMINA DEL 01 AL 15 DE SEPTIEMBRE DE 2010

No. Folio	Nombre del Trabajador	Salario Diario	Días trabajados	Participación Patronal	Otras prestaciones			Otras		Total Prestac.	Días	C.A.C.	A.O.S.	I.S.P.T.	Seguros	Otras	H.P.R.	Vacaciones	Total	
					Despensa	Transporte	Burguésalo	Comida	Gratificación											
33	Villanuel Cruz Francisco	1,088.97	15	29,077.00	1,124.00	0.00	0.00	788.50	0.00	0.00	1,912.50	0.00	0.00	75.85	7,794.80	1,599.24	5,979.00	14,872.89	16,116.62	14,962.62
27	Aceves Ascencio Susana	433.70	15	6,505.56	541.50	0.00	0.00	321.00	0.00	0.00	862.50	0.00	0.00	21.67	903.66	357.81	3,117.20	4,400.28	7,967.78	7,426.28
30	Romero González Miryam	433.70	15	6,505.56	541.50	0.00	0.00	321.00	0.00	0.00	862.50	0.00	0.00	21.67	903.66	357.81	3,250.00	4,533.06	2,834.98	2,293.48
31	Castillo Avila Beatriz Adriana	797.60	15	11,964.00	789.50	0.00	0.00	473.00	0.00	0.00	1,212.50	0.00	0.00	48.19	2,146.31	658.02	3,987.00	6,839.52	6,336.96	5,597.48
22	Centros Orozco Claudia	356.58	15	5,348.79	509.50	0.00	0.00	304.50	55.84	0.00	869.84	0.00	0.00	15.15	664.92	294.18	0.00	975.75	5,243.98	4,733.88
3	Coronado González Verónica	433.70	15	6,505.56	541.50	0.00	0.00	321.00	55.84	0.00	918.34	0.00	0.00	21.89	915.53	357.81	2,126.00	3,421.23	4,007.67	3,461.17
19	De la Cruz Rivas Fabián	433.70	15	6,505.56	541.50	0.00	0.00	321.00	55.84	0.00	918.34	0.00	0.00	21.89	915.53	357.81	0.00	1,295.23	6,126.67	5,597.37
7	Díaz Arellano Celis	433.70	15	6,505.56	541.50	0.00	0.00	321.00	55.84	0.00	918.34	0.00	0.00	21.89	915.53	357.81	2,125.00	3,420.23	4,005.67	3,460.17
21	Estrada Serrano Rosa Marcela	366.68	15	5,348.79	509.50	0.00	0.00	304.50	55.84	0.00	869.84	0.00	0.00	16.15	664.92	294.18	1,782.00	2,756.25	3,462.38	2,957.88
35	Perez Camara Ricardo Saúl	797.60	15	11,964.00	789.50	0.00	0.00	473.00	0.00	0.00	1,212.50	0.00	0.00	48.19	2,146.31	658.02	0.00	2,851.52	10,823.98	9,584.48
23	Soto Verónica Eluardo	433.70	15	6,505.56	541.50	0.00	0.00	321.00	0.00	0.00	862.50	0.00	0.00	21.67	903.66	357.81	2,167.00	3,450.08	3,917.99	3,376.49
18	Vargas Ponce Salvador	797.60	15	11,964.00	789.50	0.00	0.00	473.00	55.84	0.00	1,268.34	0.00	0.00	48.41	2,159.44	658.02	1,524.00	4,389.87	3,842.47	3,102.97
25	Zamora Nava Ricardo	433.70	15	6,505.56	541.50	0.00	0.00	321.00	0.00	0.00	862.50	0.00	0.00	21.57	903.60	357.81	0.00	1,283.00	6,034.98	5,512.48
<b>Totales</b>				<b>124,096.50</b>	<b>8,762.20</b>	<b>0.00</b>	<b>0.00</b>	<b>5,043.50</b>	<b>335.04</b>	<b>0.00</b>	<b>13,530.54</b>	<b>0.00</b>	<b>0.00</b>	<b>841.20</b>	<b>21,287.89</b>	<b>6,886.39</b>	<b>76,059.20</b>	<b>64,489.46</b>	<b>10,266.88</b>	<b>12,174.86</b>
																			<b>32,716.59</b>	<b>8,152.00</b>

Elaboró:

L.C.P. Celis Díaz Arellano  
Contadora General

Revisó:

L.C.P. Beatriz Adriana Castillo Avila  
Director Administrativo

Autorizó:

Ing. Francisco Villanuel Cruz  
Director General

**INSTITUTO JALISCIENSE DE LA CALIDAD**

Domificio: López Colilla 1505 piso 3, Col. Americana C.P. 44180  
R.F.C. IJC 971018 MEB / Reg. Patronal R13 37718 38 8

NOMINA DEL 16 AL 30 DE SEPTIEMBRE DE 2010

No. FOLIO	Nombre del Empleado	Céd. Seguro Social	C.P. del Empleado	Salario Base	Días Hab. (Ene)	Percepciones Brutas	Despensa	Otros Percepciones	Transporte	Comunicación	Otros	Total Prestac.	Otros	C.A.S.	IMSS	SEPE	Paros/Retrasos	Días No. Laborados	Total Retenciones	Percepciones Netas		
33	Villaruel Cruz Francisco	5480 84 0528 8	VICF411DR671	1,938.47	15	28,077.00	1,124.00	0.00	0.00	788.50	0.00	0.00	1,917.50	0.00	0.00	75.85	7,224.80	1,599.74	5,973.00	24,873.89	16,116.62	10,992.61
27	Aceves Ascencio Susana	0490 78 1575 2	ABA5780822179	433.70	15	6,505.56	541.50	0.00	0.00	321.00	0.00	0.00	862.56	0.00	0.00	21.67	903.60	357.81	8,117.20	4,400.28	2,967.78	7,426.28
84	Romero González Miryam	0497 78 0746 2	ROGM780923511	433.70	15	6,505.56	541.50	0.00	0.00	321.00	0.00	0.00	862.56	0.00	0.00	21.67	903.60	357.81	8,150.00	4,933.08	2,884.98	7,299.48
31	Castiño Ávila Beatriz Adriana	7594 72 1515 0	GA48720428027	797.60	15	11,964.00	739.50	0.00	0.00	475.00	0.00	0.00	1,212.50	0.00	0.00	48.19	2,146.81	658.02	3,507.00	6,839.52	6,336.98	5,597.48
22	Contreras Orozco Claudia	3087 72 0769 7	COOC 720127 CW9	356.58	15	5,348.79	509.50	0.00	0.00	304.50	55.84	0.00	869.84	0.00	0.00	26.15	664.92	294.18	0.00	975.25	5,248.88	4,738.88
8	Coronado González Verónica	3197 74 0341 4	COGV 741228 RE4	433.70	15	6,505.56	541.50	0.00	0.00	321.00	55.84	0.00	918.34	0.00	0.00	21.89	915.53	357.81	2,126.00	3,421.23	4,002.67	3,469.17
19	De la Cruz Ribes Faelén	0400 77 4921 3	CURF 770214 B28	485.70	15	6,505.56	541.50	0.00	0.00	321.00	55.84	0.00	918.34	0.00	0.00	21.89	915.53	357.81	0.00	1,195.23	8,126.67	5,587.17
7	Díaz Arellano Celia	5591 74 2104 7	DIAC 740608 151	433.70	15	6,505.56	541.50	0.00	0.00	321.00	55.84	0.00	918.34	0.00	0.00	21.89	915.53	357.81	2,167.00	3,452.23	3,961.67	3,469.17
21	Estrada Serrano Rosa Marcela	7594 78 2465 4	EASR 780810 9A5	356.58	15	5,348.79	509.50	0.00	0.00	304.50	55.84	0.00	869.84	0.00	0.00	26.15	664.92	294.18	1,781.00	2,756.25	8,467.34	7,952.88
35	Pérez Centeno Ricardo Said	0402 78 2321 2	PECR780321	797.60	15	11,964.00	739.50	0.00	0.00	475.00	0.00	0.00	1,212.50	0.00	0.00	48.19	2,146.81	658.02	0.00	2,852.52	10,323.98	9,594.48
23	Soto Verónica Eduardo	0482 66 7445 1	SOVE 660227 1X0	433.70	15	6,505.56	541.50	0.00	0.00	321.00	0.00	0.00	862.56	0.00	0.00	21.67	903.60	357.81	2,167.00	8,450.08	8,917.84	8,376.48
18	Vargas Ponzo Salvador	5533 67 0132 7	VAPJ 671103 8N7	797.60	15	11,964.00	739.50	0.00	0.00	475.00	55.84	0.00	1,268.34	0.00	0.00	48.41	2,159.44	658.02	1,574.00	4,880.87	8,842.47	8,102.97
25	Zaragoza Nava Ricardo	7597 77 4101 8	ZANR 771224 NC8	433.70	15	6,505.56	541.50	0.00	0.00	321.00	0.00	0.00	862.56	0.00	0.00	21.67	903.60	357.81	0.00	1,283.08	6,094.98	5,543.48
						121,205.56	7,352.00	0.00	0.00	5,043.30	326.84	0.00	17,860.84	0.00	0.00	468.28	21,207.68	8,667.98	26,492.20	30,433.26	80,251.98	72,072.88
																	32,758.60					4,152.00

Elaboró:

L.C.P. Celia Díaz Arellano  
Coordinadora General

Revisó:

L.C.P. Beatriz Adriana Castillo Ávila  
Director Administrativo

Autorizó:

Ing. Francisco Villaruel Cruz  
Director General

**INSTITUTO JALISCIENSE DE LA CALIDAD**

Domicilio: López Colilla 1506 piso 3, Col. Americana C.P. 44160  
R.F.C. IJC 971018 ME8 / Reg. Patronal R13-37716 38 8

NOMINA DEL 01 AL 15 DE OCTUBRE DE 201

Nº. FOLIO	Nombre del Trabajador	Salario Diario	Días Laborados	Percepción 2014	Otras percepciones	Despensa	Transporte	Otras prestaciones	Tercera parte	Otras	Tercera parte	Otras	C.A.S.	ISS	SEPE	Prestaciones	Descto. Otras	Total Retenciones	Devolución	Salario Neto
23	Villareal Cruz Francisco	1,538.47	15	29,077.00	1,324.00	0.00	0.00	738.50	0.00	0.00	1,812.50	0.00	0.00	75.85	7,224.60	1,599.24	5,973.00	14,872.89	16,116.52	14,992.62
27	Acoves Ascencio Susana	433.70	15	6,505.56	541.50	0.00	0.00	321.00	0.00	0.00	862.50	0.00	0.00	21.87	908.60	357.81	3,117.29	4,400.28	2,967.78	2,426.28
34	Borrego González Miryam	433.70	15	6,505.56	541.50	0.00	0.00	321.00	0.00	0.00	862.50	0.00	0.00	21.87	908.60	357.81	3,150.00	4,534.08	2,834.98	2,291.48
31	Castillo Ávila Beatriz Adriana	797.80	15	11,964.00	738.50	0.00	0.00	473.00	0.00	0.00	1,212.50	0.00	0.00	48.19	2,146.31	658.02	3,967.00	6,889.52	6,336.08	5,597.48
22	Contreras Orozco Claudia	356.58	15	5,348.79	509.50	0.00	0.00	304.50	55.84	0.00	869.84	0.00	0.00	16.15	664.92	294.18	2,675.00	3,500.75	2,568.38	2,058.88
3	Coronado Santaluz Verónica	433.70	15	6,505.56	541.50	0.00	0.00	321.00	55.84	0.00	918.34	0.00	0.00	21.89	915.53	357.81	2,125.00	3,421.23	4,003.67	3,461.17
19	De la Cruz Rivas Teófilo	433.70	15	6,505.56	541.50	0.00	0.00	321.00	55.84	0.00	918.34	0.00	0.00	21.89	915.53	357.81	0.00	1,295.23	6,128.67	5,587.17
7	Díaz Arellano Celia	488.70	15	6,505.56	541.50	0.00	0.00	321.00	55.84	0.00	918.34	0.00	0.00	21.89	915.53	357.81	2,167.00	3,667.23	3,961.67	3,420.17
21	Estrada Serrano Rosa Marcela	356.58	15	5,348.79	509.50	0.00	0.00	304.50	55.84	0.00	869.84	0.00	0.00	16.15	664.92	294.18	1,781.00	2,756.25	3,462.38	2,952.88
35	Perez Camara Ricardo Said	797.80	15	11,964.00	738.50	0.00	0.00	473.00	0.00	0.00	1,212.50	0.00	0.00	48.19	2,146.31	658.02	0.00	2,852.52	10,323.38	5,584.48
28	Soto Verónica Eduardo	433.70	15	6,505.56	541.50	0.00	0.00	321.00	0.00	0.00	862.50	0.00	0.00	21.87	908.60	357.81	2,167.00	3,430.08	3,917.88	3,876.48
18	Vargas Peóné Salvador	797.80	15	11,964.00	738.50	0.00	0.00	473.00	55.84	0.00	1,268.34	0.00	0.00	48.41	2,159.44	658.02	1,524.00	4,589.67	8,642.67	8,102.67
25	Zaragoza Nava Ricardo	433.70	15	6,505.56	541.50	0.00	0.00	321.00	0.00	0.00	862.50	0.00	0.00	21.87	908.60	357.81	0.00	1,283.08	6,084.58	5,543.48
				121,204.69	6,182.90	0.00	0.00	278	5,023.90	358.04	9,860.60	0.00	0.00	406.26	21,367.63	6,664.08	25,057.28	47,206.46	77,645.22	69,307.66
				35,439.50																8,192.07

Elaboró:

L.C.P. Celia Díaz Arellano  
Contadora General

Revisó:

L.C.P. Beatriz Adriana Castillo Ávila  
Director Administrativo

Autorizó:


José Francisco Villareal Cruz  
Director General

**INSTITUTO JALISCIENSE DE LA CALIDAD**

Dominio: López Cotilla 1505 piso 3, Col. Americana C.P. 44160  
R.F.C. UC 971018 MBE / Reg. Patronal R13 37718 38 8

NOMINA DEL 16 AL 31 DE OCTUBRE DE 2010

No. Folio	Nombre del Trabajador	Salario Diario	Días Trab.	Percepciones Base	Otras percepciones			Otros		Total Percepciones	Otras	C.A.S.	MSS	SEPT	Prestaciones	Otras	Total Retenciones	Fincancion Neta			
					Déspensa			Transporte	Quilómetros												
33	Villanuel Cruz Francisco	1,838.47	15	25,077.00	1,124.00	0.00	0.00	788.50	0.00	0.00	1,912.50	0.00	0.00	75.85	7,224.80	1,599.24	5,973.00	14,872.80	16,116.62	✓ 14,992.62	
27	Aceves Ascencio Susana	433.78	15	6,505.56	541.50	0.00	0.00	321.00	0.00	0.00	862.50	0.00	0.00	21.67	903.60	357.81	3,117.20	4,400.28	2,967.78	✓ 2,426.28	
34	Romero González Miryam	433.70	15	6,505.56	541.50	0.00	0.00	321.00	0.00	0.00	862.50	0.00	0.00	21.67	903.60	357.81	3,250.00	4,532.08	2,834.58	✓ 2,293.48	
31	Castillo Ávila Beatriz Adriana	797.60	15	11,964.00	739.50	0.00	0.00	473.00	0.00	0.00	1,212.50	0.00	0.00	48.19	2,146.31	658.02	3,987.00	5,834.52	6,336.68	✓ 5,597.48	
22	Contreras Orozco Claudia	356.58	15	5,348.79	509.50	0.00	0.00	304.50	55.84	0.00	360.34	0.00	0.00	16.15	664.92	294.18	2,675.00	3,650.25	2,558.38	✓ 2,058.88	
3	Coronado González Verónica	433.70	15	6,505.56	541.50	0.00	0.00	321.00	55.84	0.00	918.34	0.00	0.00	21.89	915.53	357.81	2,126.00	3,421.73	4,002.67	✓ 3,461.17	
19	De la Cruz Rivas Fabián	433.70	15	6,505.56	541.50	0.00	0.00	321.00	55.84	0.00	918.34	0.00	0.00	21.89	915.53	357.81	0.00	1,266.73	6,176.67	✓ 5,537.17	
7	Díaz Arellano Celia	433.70	15	6,505.56	541.50	0.00	0.00	321.00	55.84	0.00	918.34	0.00	0.00	21.89	915.53	357.81	2,167.00	3,462.73	3,981.67	✓ 3,420.17	
21	Escada Serrano Rosa Marcela	356.58	15	5,348.79	509.50	0.00	0.00	304.50	55.84	0.00	360.34	0.00	0.00	16.15	664.92	294.18	1,721.00	2,756.25	3,462.78	✓ 2,952.88	
35	Pérez Camara Ricardo Salid	797.60	15	11,964.00	739.50	0.00	0.00	473.00	0.00	0.00	1,212.50	0.00	0.00	48.19	2,146.31	658.02	0.00	2,852.52	10,323.98	✓ 9,584.48	
23	Soto Verónica Eduardo	433.70	15	6,505.56	541.50	0.00	0.00	321.00	0.00	0.00	862.50	0.00	0.00	21.67	903.60	357.81	2,167.00	3,450.08	3,917.98	✓ 3,376.48	
18	Vargas Pense Salvador	797.60	15	11,964.00	739.50	0.00	0.00	473.00	55.84	0.00	1,268.84	0.00	0.00	48.41	2,159.44	658.02	1,524.00	4,389.87	8,842.47	✓ 8,102.97	
25	Zaragoza Nave Ricardo	433.70	15	6,505.56	541.50	0.00	0.00	321.00	0.00	0.00	862.50	0.00	0.00	21.67	903.60	357.81	0.00	1,283.08	6,084.58	✓ 5,543.48	
				<b>191,203.50</b>	<b>8,718.20</b>	<b>0.00</b>	<b>0.00</b>	<b>5,365.50</b>	<b>335.68</b>	<b>0.00</b>	<b>13,559.54</b>	<b>0.00</b>	<b>0.00</b>	<b>363.29</b>	<b>21,347.03</b>	<b>8,698.33</b>	<b>28,787.50</b>	<b>37,296.48</b>	<b>77,949.86</b>	<b>88,327.86</b>	<b>8,162.00</b>

Elaboró:  
  
L.C.P. Celia Díaz Arellano  
Contadora General

Revisó:  
  
L.C.P. Beatriz Adriana Castillo Ávila  
Director Administrativo

Autorizó:  
  
Ing. Francisco Villanuel Cruz  
Director General

# INSTITUTO JALISCIENSE DE LA CALIDAD

Domicilio: López Cotilla 1505 piso 3, Col. Americana C.P. 44160  
R.F.C. LC 971018 MEB / Reg. Patronal R13 37718 38 8

NOMINA DEL 16 AL 31 DE DICIEMBRE DE 2010

No. Fide	Nombre del Trabajador	Salario Diario	Días Trab.	Percepciones Base	Otras percepciones	Transporte	Otros	Total Prebit	Otros	C.P.S.	IMSS	ISF	Percepciones	Otros	Total Percepciones	Percepción Neta				
	Villaruel Cruz Francisco	1,938.47	15	29,077.00	1,224.00	0.00	0.00	798.50	0.00	0.00	1,912.50	0.00	0.00	75.65	7,224.80	1,599.24	5,873.00	14,877.86	16,216.62	14,992.62
	Aceves Ascencio Susana	483.70	15	7,255.56	341.50	0.00	0.00	321.00	0.00	0.00	862.50	0.00	0.00	21.67	908.80	357.81	3,121.05	4,604.13	2,868.93	2,422.43
Ingreso 06/Dic/10	Aguirre Rizo Norma Linda	356.58	15	5,348.79	509.50	0.00	0.00	304.50	0.00	0.00	814.00	0.00	0.00	16.15	486.80	294.18	0.00	777.13	5,385.65	4,876.16
Licencia 60 días	Romero González Milyara	483.70	0	0.00	0.00	0.00	0.00	0.00	0.00	0.00	0.00	0.00	0.00	0.00	0.00	0.00	0.00	0.00	0.00	0.00
	Castillo Avila Beatriz Adriana	797.60	15	11,964.00	739.50	0.00	0.00	473.00	0.00	0.00	1,212.50	0.00	0.00	48.19	2,146.31	658.02	3,887.00	6,035.52	6,236.98	5,537.48
Nivel 14	Contreras Orozco Claudia	433.70	15	6,505.56	341.50	0.00	0.00	321.00	55.84	0.00	918.34	0.00	0.00	21.88	915.53	357.81	2,675.00	3,590.23	3,453.67	2,912.17
	Coronado González Verónica	433.70	15	6,505.56	341.50	0.00	0.00	321.00	55.84	0.00	918.34	0.00	0.00	21.88	915.53	357.81	2,167.00	3,452.23	3,981.67	3,420.17
	De la Cruz Rojas Fabián	433.70	15	6,505.56	341.50	0.00	0.00	321.00	55.84	0.00	918.34	0.00	0.00	21.88	915.53	357.81	2,640.65	3,935.88	3,488.01	2,945.52
	Díaz Arellano Ceia	483.70	15	7,255.56	341.50	0.00	0.00	321.00	55.84	0.00	918.34	0.00	0.00	21.88	915.53	357.81	2,167.00	3,452.23	3,961.67	3,420.17
	Estrada Serrano Rosa Marcela	356.58	15	5,348.79	509.50	0.00	0.00	304.50	55.84	0.00	859.84	0.00	0.00	16.15	654.92	294.18	1,781.00	2,755.25	3,460.38	2,952.88
	Férez Camara Ricardo Said	797.60	15	11,964.00	739.50	0.00	0.00	473.00	0.00	0.00	1,112.50	0.00	0.00	48.19	2,146.31	658.02	0.00	2,852.52	10,323.58	9,584.48
	Stete Verónica Eduardo	433.70	15	6,505.56	341.50	0.00	0.00	321.00	0.00	0.00	862.50	0.00	0.00	21.67	908.80	357.81	2,167.00	3,590.08	3,917.98	3,376.48
	Vargas Ponce Salvador	797.60	15	11,964.00	739.50	0.00	0.00	473.00	55.84	0.00	1,288.34	0.00	0.00	48.41	2,189.44	658.02	0.00	2,865.87	10,366.47	9,526.97
	Zaragoza Nava Ricardo	433.70	15	6,505.56	341.50	0.00	0.00	321.00	0.00	0.00	862.50	0.00	0.00	21.67	908.80	357.81	0.00	1,288.08	6,084.98	5,543.48
				121,295.56	8,352.00	0.00	0.00	4,063.50	338.04	0.00	13,358.34	0.00	0.00	486.93	24,181.80	8,886.30	26,679.70	84,922.08	70,394.00	71,872.03
															33,348.00					8,762.00

Elaboró:

L.C.P. Lidia Díaz Arellano  
Contadora General

Revisó:

L.C.P. Beatriz Mariana Castillo Ávila  
Directora Administrativa

Autorizó:

Ing. Francisco Villaruel Cruz  
Director General

# INSTITUTO JALISCIENSE DE LA CALIDAD

Domicilio: López Cotilla 1505 piso 3, Col. Americana C.P. 44150  
R.F.C. UC 971018 MEB / Reg. Patronal R13 37718 38 8

NOMINA DEL 01 AL 15 DE NOVIEMBRE DE 2010

No. Foto	Nombre del Trabajador	Sueldo Base	Días de Vacaciones	Ingresos Brutos	Otras percepciones			Otras		Total Percepciones	Otras	C.A.S.	SBS	ISPT	Pagadores	Deducciones	Otras	Total Retenciones	Percepciones Neta	
					Diarios	Indiferentes	Indiferentes	Subsuelo	Otras											
35	Villanuel Cruz Francisco	1,938.67	15	29,077.00	1,124.00	0.00	0.00	788.50	0.00	0.00	1,912.50	0.00	0.00	75.85	7,224.80	1,599.24	5,973.00	14,872.85	35,136.62	14,992.52
27	Aceves Ascencio Susana	433.70	15	6,505.56	541.50	0.00	0.00	321.00	0.00	0.00	862.50	0.00	0.00	21.67	903.60	357.81	3,117.20	4,400.28	2,967.78	2,436.28
34	Romero González Miryam	433.70	15	6,505.56	541.50	0.00	0.00	321.00	0.00	0.00	862.50	0.00	0.00	21.67	903.60	357.81	2,600.00	3,888.08	3,485.88	2,943.48
31	Castillo Ávila Beatriz Adriana	797.60	10	7,976.00	438.00	0.00	0.00	315.30	0.00	0.00	808.30	0.00	0.00	32.12	1,172.15	498.68	3,987.00	5,628.95	3,154.35	2,661.35
12	Contreras Drotos Claudia	356.58	15	5,348.79	509.50	0.00	0.00	304.50	55.84	0.00	868.84	0.00	0.00	16.15	664.92	294.18	2,675.00	3,650.25	2,568.35	2,058.38
3	Coronado González Verónica	433.70	15	6,505.56	541.50	0.00	0.00	321.00	55.84	0.00	918.34	0.00	0.00	21.89	915.58	357.81	2,126.00	3,421.23	4,002.67	3,461.17
19	De la Cruz Rivas Fabián	433.70	15	6,505.56	541.50	0.00	0.00	321.00	55.84	0.00	918.34	0.00	0.00	21.89	915.58	357.81	0.00	1,295.28	5,128.67	5,587.17
7	Díaz Arellano Ceila	433.70	15	6,505.56	541.50	0.00	0.00	321.00	55.84	0.00	918.34	0.00	0.00	21.89	915.58	357.81	2,167.00	3,492.23	3,961.67	3,420.17
21	Estroza Serrano Rosa Marcela	356.58	15	5,348.79	509.50	0.00	0.00	304.50	55.84	0.00	868.84	0.00	0.00	16.15	664.92	294.18	1,781.00	2,758.25	3,441.38	2,957.88
35	Pared Camara Ricardo Said	797.60	15	11,964.00	739.50	0.00	0.00	473.00	6.00	0.00	1,212.50	0.00	0.00	48.19	2,146.31	658.02	0.00	2,832.52	10,323.94	9,584.40
23	Soto Verónica Eduardo	433.70	15	6,505.56	541.50	0.00	0.00	321.00	0.00	0.00	862.50	0.00	0.00	21.67	903.60	357.81	2,167.00	3,450.08	3,917.98	3,376.08
18	Vargas Ponce Salvador	797.60	15	11,964.00	739.50	0.00	0.00	473.00	55.84	0.00	1,288.34	0.00	0.00	48.41	2,159.44	658.02	1,524.00	4,889.87	8,542.07	8,102.97
75	Zamora Mesa Ricardo	433.70	15	6,505.56	541.50	0.00	0.00	321.00	0.00	0.00	862.50	0.00	0.00	21.67	903.60	357.81	0.00	1,283.08	6,084.98	5,543.48
<b>Totales</b>				<b>317,217.50</b>	<b>7,608.28</b>	<b>0.00</b>	<b>0.00</b>	<b>4,908.88</b>	<b>159.84</b>	<b>0.00</b>	<b>13,146.34</b>	<b>0.00</b>	<b>0.00</b>	<b>339.22</b>	<b>262,383.51</b>	<b>8,428.96</b>	<b>28,117.20</b>	<b>35,348.91</b>	<b>327,016.53</b>	<b>297,811.43</b>
																		<b>34,864.16</b>	<b>7,905.50</b>	

Elaboró:

L.C.P. Cesar Díaz Arellano  
Coordinador General

Revisó:

L.C.P. Beatriz Adriana Castillo Ávila  
Director Administrativo

Autorizó:

Ing. Francisco Villanuel Cruz  
Director General

# INSTITUTO JALISCIENSE DE LA CALIDAD

Domificio: López Cotilla 1605 piso 3, Col. Americana C.P. 44160  
R.F.C. LC 971018 ME8 / Reg. Patronal R13 37718 38 8

NOMINA DEL 16 AL 30 DE NOVIEMBRE DE 201

No. Empleado	Nombre del Trabajador	R.F.C.	Salario Base	Días Vacaciones	Percepciones	Días Percepciones			Días			Total Prestar	Otras	C.A.S.	I.S.S.	I.S.P.	Prestaciones	Otros	Total Retenciones	Percepciones Netas	
						Despensas	Seguros	Seguros	Telepóliza	Comunicación	Comunicación										
28	Villarreal Cruz Francisco	VCF641106571	1,938.47	15	29,077.00	1,124.00	0.00	0.00	788.50	0.00	0.00	1,912.50	0.00	0.00	75.85	7,224.80	1,593.24	5,978.00	10,872.89	16,118.62	14,992.82
27	Aneves Ascencio Susana	AEA570062215	433.70	15	6,505.56	541.50	0.00	0.00	321.00	0.00	0.00	862.50	0.00	0.00	21.67	903.60	357.81	9,117.20	4,400.28	2,937.28	2,428.28
54	Romero González Miryam	ROGM78092961	433.70	0	0.00	0.00	0.00	0.00	0.00	0.00	0.00	0.00	0.00	0.00	0.00	0.00	0.00	0.00	0.00	0.00	0.00
25	Castillo Ávila Beatriz Adriana	CAAB220426027	787.60	15	11,964.00	788.00	0.00	0.00	473.50	0.00	0.00	1,212.50	0.00	0.00	32.12	2,146.31	658.02	9,947.00	6,813.45	6,853.05	5,614.03
22	Contreras Orozco Claudia	COOC 720927 CW9	433.70	15	6,505.56	541.00	0.00	0.00	321.50	55.84	0.00	918.34	0.00	0.00	21.89	958.24	357.81	2,675.00	4,012.94	3,410.94	2,869.05
3	Coronado González Verónica	COGV 741223 864	433.70	15	6,505.56	541.50	0.00	0.00	321.00	55.84	0.00	918.34	0.00	0.00	21.89	915.53	357.81	2,176.00	3,421.28	4,002.87	3,461.17
19	De la Cruz Rivas Fabián	CURF 770224 B28	433.70	15	6,505.56	541.50	0.00	0.00	321.00	55.84	0.00	918.34	0.00	0.00	21.89	915.53	357.81	2,640.65	3,885.88	3,488.02	2,646.52
7	Díaz Arellano Celia	DIAC 740608 151	433.70	15	6,505.56	541.50	0.00	0.00	321.00	55.84	0.00	918.34	0.00	0.00	21.89	915.53	357.81	2,167.00	3,462.25	3,961.62	3,420.17
21	Estroza Serrano Rosa Marcela	EASR 780810 945	386.55	15	5,348.25	509.50	0.00	0.00	304.50	55.84	0.00	869.84	0.00	0.00	26.15	684.92	254.18	1,781.00	2,758.25	3,482.88	2,852.88
35	Ferrez Cervantes Ricardo Sotil	FERC780321	787.60	15	11,964.00	788.50	0.00	0.00	473.00	0.00	0.00	1,212.50	0.00	0.00	48.19	2,146.31	658.02	9,947.00	2,852.52	10,823.88	9,584.48
29	Soto Verónica Eduardo	SOVE 680927 09	433.70	15	6,505.56	541.50	0.00	0.00	321.00	0.00	0.00	862.50	0.00	0.00	21.67	903.60	357.81	2,167.00	3,450.03	3,917.98	3,376.48
38	Varela Ponce Salvador	VAPG 671103 3N7	787.60	15	11,964.00	788.50	0.00	0.00	473.00	55.84	0.00	1,268.34	0.00	0.00	48.41	2,189.44	658.02	0.00	2,885.87	10,866.47	9,826.97
25	Zaragoza Nava Ricardo	ZANR 771224 NCS	433.70	15	6,505.56	541.50	0.00	0.00	321.00	0.00	0.00	862.50	0.00	0.00	21.67	903.60	357.81	0.00	1,463.08	6,084.58	5,549.48
<b>Total</b>					<b>115,888.74</b>	<b>1,067.50</b>	<b>0.00</b>	<b>0.00</b>	<b>4,766.00</b>	<b>438.84</b>	<b>0.00</b>	<b>12,736.54</b>	<b>0.00</b>	<b>0.00</b>	<b>373.25</b>	<b>20,757.81</b>	<b>6,372.82</b>	<b>26,833.85</b>	<b>64,136.67</b>	<b>76,836.88</b>	<b>68,818.08</b>

Elaboró:  
  
L.C.P. Celso Díaz Arellano  
Contraloría General

Revisó:  
  
L.C.P. Beatriz Adriana Castillo Ávila  
Director Administrativo


Autorizó:  
  
Ing. Francisco Villarreal Cruz  
Director General


**INSTITUTO JALISCIENSE DE LA CALIDAD**


Domicilio: López Cotilla 1505 piso 3, Col. Americana C.P. 44160  
R.F.C. IJC 971016 MEB / Reg. Patronal R13 37718 38 8

NOMINA DEL 01 AL 16 DE DICIEMBRE DE 2010

No. Empleado	Nombre del Trabajador	Salario Diario	Días/Vagos	Proporción de Ingresos		Otras percepciones		Cargas		Fondo de Ahorro	Otras	C.A.S.	A.P.S.	S.P.T.	Pensiones	Otras Opciones	Total Referenciales	Percepción neta		
				Proporción Bruta	Proporción Despeses	Transporte	Coligación													
33	Villarruel Cruz Francisco	1,938.47	15	29,077.00	1,124.00	0.00	0.00	788.50	0.00	0.00	1,917.50	0.00	0.00	75.85	7,224.80	1,899.24	5,073.00	14,872.99	36,116.62	14,992.62
27	Aceves Adencio Susana	488.70	15	6,505.56	541.50	0.00	0.00	821.00	0.00	0.00	802.50	0.00	0.00	21.67	908.80	887.81	8,121.05	4,404.13	2,963.93	2,422.48
36	Aguirre Rico Norma Linda	356.58	10	3,565.84	328.50	0.00	0.00	208.17	0.00	0.00	542.67	0.00	0.00	10.77	465.80	196.12	0.00	673.66	3,434.82	3,095.23
34	Romero González Milayem	433.70	0	0.00	0.00	0.00	0.00	0.00	0.00	0.00	0.00	0.00	0.00	0.00	0.00	0.00	0.00	0.00	0.00	0.00
31	Castillo Ávila Beatriz Adriana	797.50	15	11,964.00	799.50	0.00	0.00	473.00	0.00	0.00	1,211.50	0.00	0.00	48.19	2,146.31	658.02	9,987.00	6,839.32	6,386.96	5,597.48
22	Contreras Orozco Claudia	488.70	15	6,505.56	541.50	0.00	0.00	321.00	55.84	0.00	918.34	0.00	0.00	21.89	915.58	857.81	2,675.00	8,970.29	3,453.67	2,912.17
3	Coronado González Yecenia	488.70	15	6,505.56	541.50	0.00	0.00	321.00	55.84	0.00	918.34	0.00	0.00	21.89	915.58	857.81	2,187.00	8,452.29	3,961.57	3,420.17
10	De la Cruz Rivas Fabián	488.70	15	6,505.56	541.50	0.00	0.00	321.00	55.84	0.00	918.34	0.00	0.00	21.89	915.58	857.81	2,640.65	8,935.88	3,488.01	2,940.52
7	Díaz Arellano Celia	488.70	15	6,505.56	541.50	0.00	0.00	321.00	55.84	0.00	918.34	0.00	0.00	21.89	915.58	857.81	2,167.00	8,462.29	3,961.67	3,420.17
21	Estrada Serrano Ross Marcela	356.58	15	5,348.78	509.50	0.00	0.00	304.50	55.84	0.00	669.84	0.00	0.00	36.15	664.92	254.18	1,781.00	2,756.25	3,482.88	2,952.68
35	Peret Camacho Ricardo Said	797.50	15	11,964.00	788.50	0.00	0.00	473.00	0.00	0.00	1,211.50	0.00	0.00	48.19	2,146.31	658.02	0.00	2,852.52	10,879.98	9,564.48
23	Soto Verónica Eduardo	488.70	15	6,505.56	541.50	0.00	0.00	321.00	0.00	0.00	802.50	0.00	0.00	21.67	908.80	857.81	2,167.00	3,450.08	3,917.98	3,376.48
18	Vargas Ponce Salvador	797.50	15	11,964.00	739.50	0.60	0.00	473.00	55.84	0.00	1,268.34	0.00	0.00	48.41	2,159.44	658.02	0.00	2,865.87	10,968.47	9,626.97
25	Zaragoza Nova Mariana	488.70	15	6,505.56	541.50	0.00	0.00	321.00	0.00	0.00	842.50	0.00	0.00	21.67	908.80	857.81	0.00	1,288.06	6,264.56	5,543.48
<b>Totales</b>				<b>119,422.88</b>	<b>7,982.08</b>	<b>0.00</b>	<b>0.00</b>	<b>3,842.37</b>	<b>934.34</b>	<b>0.00</b>	<b>10,279.24</b>	<b>0.00</b>	<b>0.00</b>	<b>480.30</b>	<b>21,181.80</b>	<b>6,678.24</b>	<b>26,678.70</b>	<b>5,038.87</b>	<b>77,873.18</b>	<b>59,891.06</b>
																	<b>31,216.94</b>	<b>7,882.00</b>		

Elaboró:  
  
L.C.P. Celso Díaz Ar  
Director General

Revisó:  
  
L.C.P. Beatriz Adriana Castillo Ávila  
Director Administrativo

Autorizó:  
  
Ing. Francisco Villarruel Cruz  
Director General